



Doing it Right!

BEETEC®



تك فورت للتجارة العامة ش م م

TECHFORT

SAFE ■ SOLID ■ STYLE

# About BEETEC MOUNT

TECHFORT GENERAL TRADING LLC is a specialist leader manufacturer of AV peripheral integrated equipment, founded in 2014.

As one of the professional leaders in this industry with over 10 years of vast experience, we deeply understand the needs of our customers and offer various selections of mounting systems for all kinds of mounting solutions, including Digital Signage Mounts, Video Wall Mount, Full Motion Mounts, Motorized TV mounts, Ceiling Mounts and Desktop monitor Stands. Also we have professional R&D team, who has great abilities to provide customized fantastic products at unique design.

We are not only your supplier, but also your professional merchandising assistant !

# CONTENTS

Digital Signage Mounts	04~64
Ceiling Mounts	07~15
Floor to Ceiling / Wall Mounts	16~21
Pole Brackets	22
Universal Dome Camera Mount	23
VESA Face Down	24~25
Menu Board Mounts	26~29
Floor Stands	30~42
Wallmounts	43~45
From Wall / To Wall	46
Collaboration&Extension support leg	47~50
Media Storage Slide Panel	51
Wall Box&Art Mounts	52~53
Curved Solutions	54~55
Wire System	56~57
Wallmount Column	58
Modular parts	59~64
Digital Signage LED	65
Video Wall Mounts	66~71
Economy Hanging TV Mount	72~73
Recessed In-wall Mounts	74~75
Pull-down Full Motion TV Wall Mount	76~78
Remote Control Motorized Up&Down Swivel TV Mount	79~80
Full Motion TV Wall Mount	81~87
Monitor Stands	88~94
Large Screen Mounts	95
Customized	96~97
Enclosures/ Cabinets	98~101
Enclosure Totem Casings	102~103

# DIGITAL SIGNAGE MOUNT

The professional Digital Signage mounts line from BEETEC-MOUNTS was designed with the installer in mind. Modular, easy to configure, quick to install and simple to maintain. Developed together with installers we added close to unlimited flexibility and versatility. Based on the ultra-flexible aluminum rail it is completely modular and has built in cable management throughout the entire solution to quicken installation and create an esthetic result worth the public eye.

## Wide range of brackets




## Easy Tilt

Tilt the mounting brackets 5°, 10° or 15° forward to improve line-of-sight while maintaining alignment between your screens. To compensate for potential lean, the brackets can also be angled up to 6° backward.



## Modular Design

Available in a wide range of models, Digital Signage ceiling mounts support single to 18 screens weighing up to 30kg each. Their modular design allows for additional extrusions to be added to accommodate screens with wider VESA patterns, or to connect multiple units together.



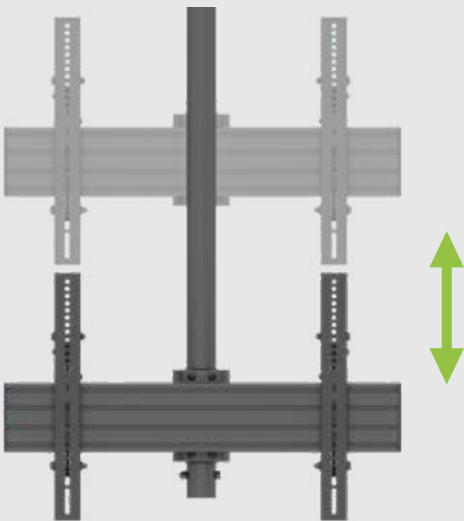
## Precision Leveling

Each mounting bracket allows for micro height adjustments to ensure your screens are levelled and perfectly aligned.



## Extendable Height

The extendable poles allow you to position the center of the screen mounting plate without any height limitation. For tighter spaces, just with single pole to achieve a distance of 80cm.



## Easy Installation

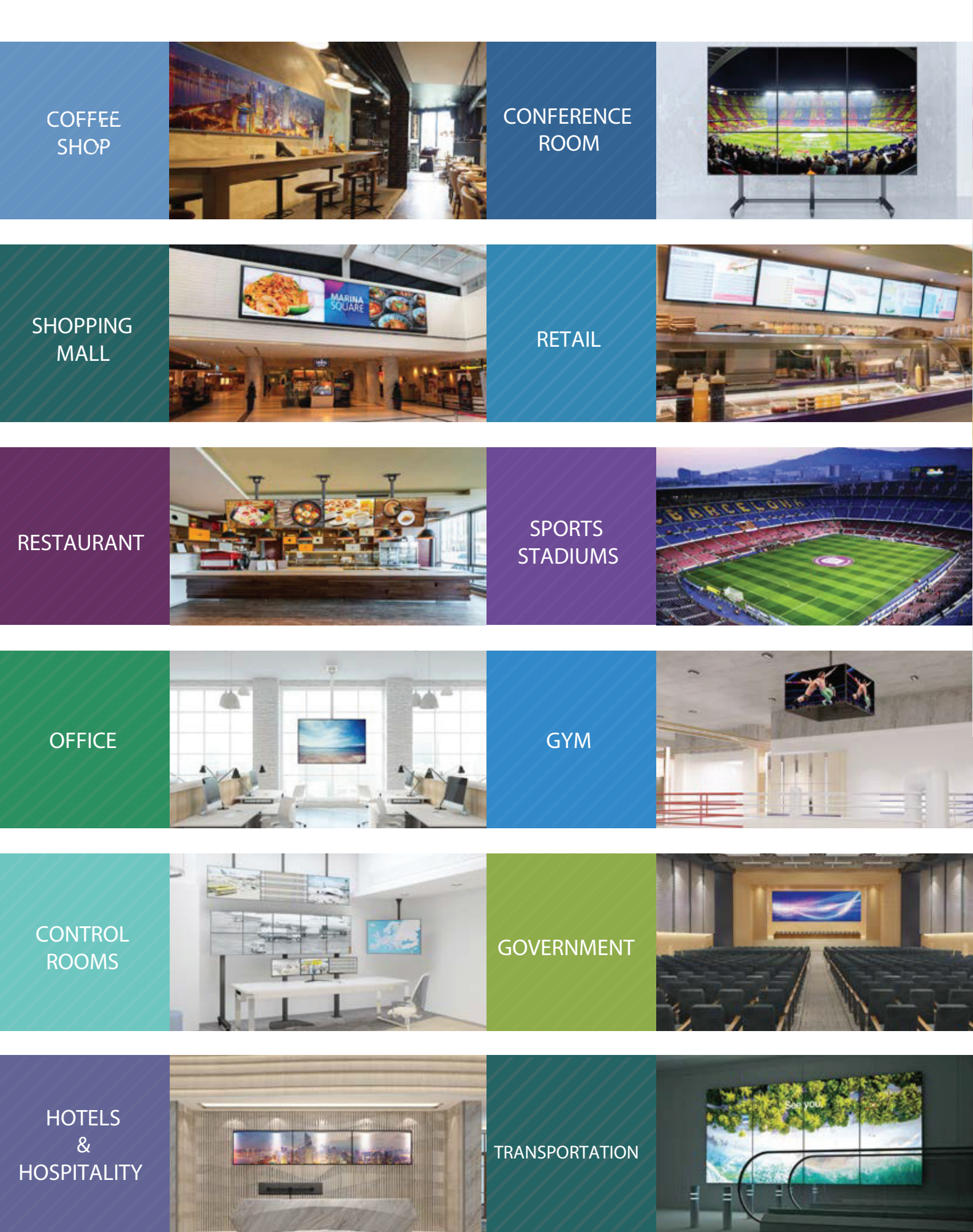
To reduce strain, Digital Signage Mounts use lightweight ceiling plates that are installed independent of the rest of the mounting system. Simply slide each extension pole into place and secure it to complete the installation. The ceiling plates also provide up to 90° of swing to account for sloped ceilings and support beams, or to secure the mount to a wall.



## Cable Management

The extension pole's hollow core provides an unobstructed path to route your cables, while an opening in the mounting plate allows them to continue through the ceiling for a truly professional setup.





# CEILING MOUNTS SOLUTIONS

Great for installers and digital signage installations. Our ceiling mounted solutions make it possible to construct single, dual or video walls in prominent locations where walls aren't available. Comes in a variety of arrangements. Our Ceilingmounts are

designed to deliver a simple solution for any digital signage installations involving multiple commercial displays 32"-100". Perfect for many commercial installations the space saving design ensures the very best installer experience.







Exploded figure parts:



TF140  
Dual Pole Clamp x2



TF144  
Sloping Ceiling Mount x2




TF107  
Tilt Arms x4



TF115  
Pole Joiner x6



TF103, TF101  
Mounting Rails 100cm x2  
Mounting Rails 48cm x4



TF116  
AL Rail Extension Bars x4



TF167  
Cable management  
for rail x4

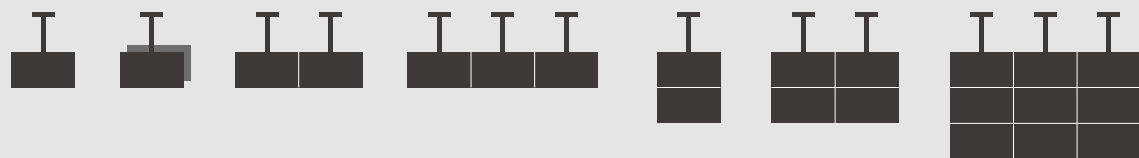


TF148  
AL Rail Plastic End Cap x2



TF111  
Extension Pipes  
80cm x8

Modular Configurations:



and More

Ceiling mounts series is available in a wide range of models  
Starting from Single to NineB2B, using a total of 18 screens. Selected models are TUV approved

TFCM1U



TFCM1UX2



TFCM2X1U



TFCM2X1UX2



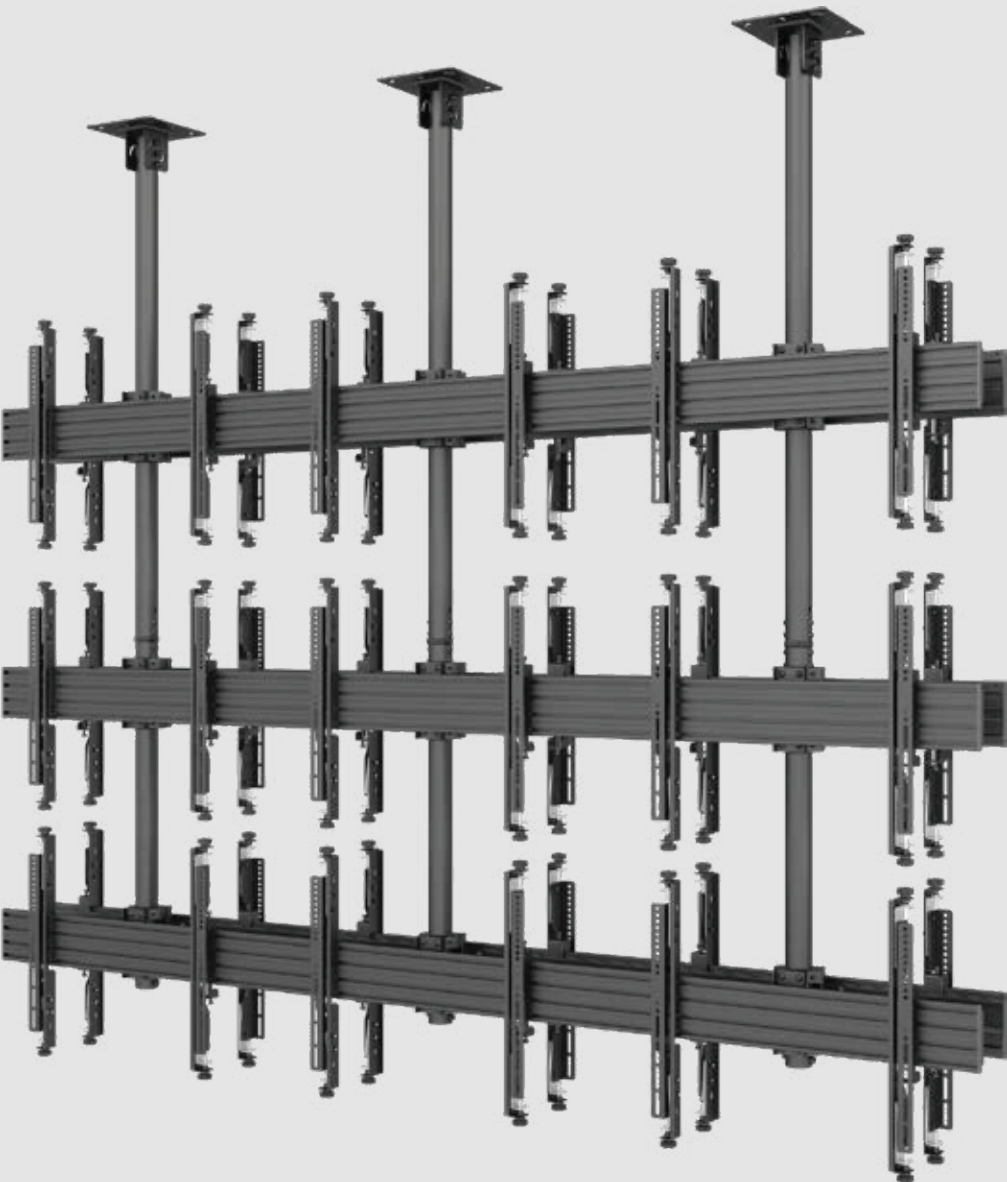
TFCM2B2



TFCM2B2D



Model name:	TFCM1U	TFCM1UX2	TFCM2X1U	TFCM2X1UX2	TFCM2B2	TFCM2B2D
Recommended Screen Size:	32" - 65"	32" - 65"	32" - 65"	32" - 65"	43" - 65"	43" - 65"
VESA & Non-VESA Fixings:	VESA400 ,40cm	VESA400 ,40cm	VESA400 ,40cm	VESA400 ,40cm	VESA400 ,40cm	VESA400 ,40cm
Max Load:	50kg	30kg (Per screen)	30kg (Per screen)	30kg (Per screen)	30kg (Per screen)	30kg (Per screen)
Bracket Type:	Tilt (Fixed optional)	Tilt (Fixed optional)	Tilt (Fixed optional)	Tilt (Fixed optional)	Micro-adjust Arms	Micro-adjust Arms
Landscape / Portrait:	Yes	Yes	Landscape	Landscape	Landscape	Landscape
Pole Length:	80 cm up to 150cm	80 cm up to 150cm	80 cm up to 150cm	80 cm up to 300cm	80 cm up to 300cm	80 cm up to 300cm
Colour (VESA Arms):	Powder Black	Powder Black	Powder Black	Powder Black	Powder Black	Powder Black
Colour (Horizontal Rail):	Powder Black/Silver	Powder Black/Silver	Powder Black/Silver	Powder Black/Silver	Powder Black/Silver	Powder Black/Silver
Colour (Poles & Ceiling Mount):	Powder Black	Powder Black	Powder Black	Powder Black	Powder Black	Powder Black
Warranty:	5 years	5 years	5 years	5 years	5 years	5 years



Exploded figure parts:



TF140  
Dual Pole Clamp x9



TF123  
Ceiling Plate HD x3



TF110  
Micro-adjustable Arms x18



TF115  
Pole Joiner x9



TF103, TF101  
Mounting Rails 100cm x18  
Mounting Rails 48cm x6



TF116  
AL Rail Extension Bars x18



TF167  
Cable management  
for rail x18



TF148  
AL Rail Plastic End Cap x6


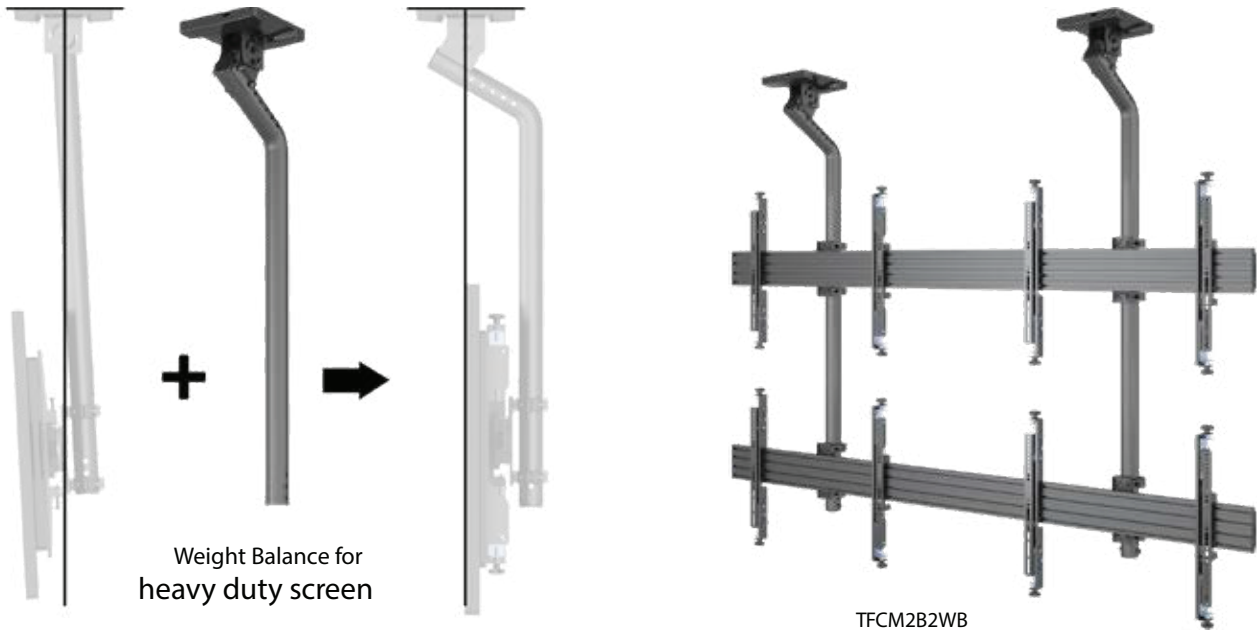


TF111  
Extension Pipes  
80cm x12

Ceiling mounts series is available in a wide range of models

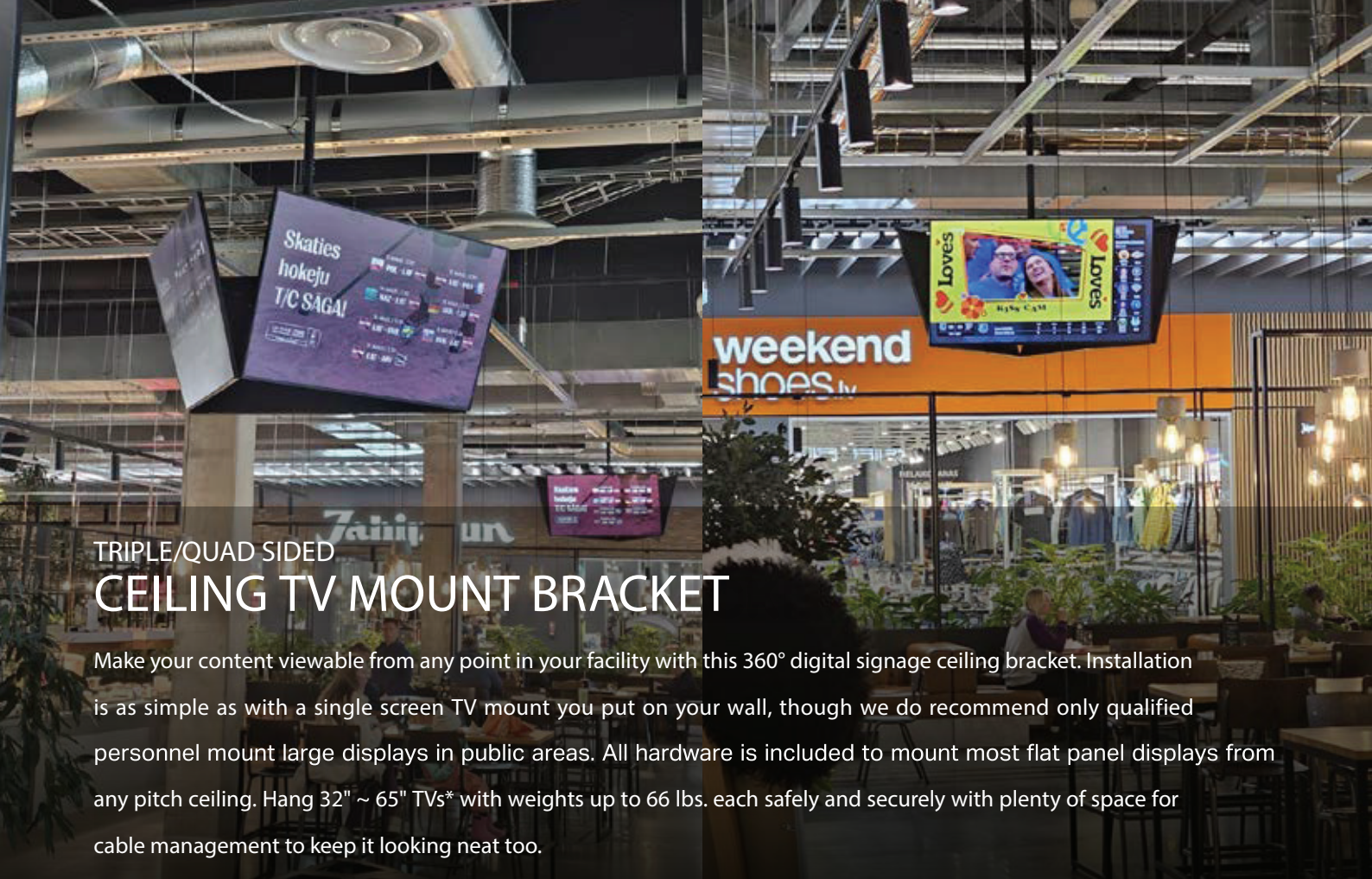
# NEW! Ceiling Plate Weight Balance

Ceiling Plate Weight Balance is a robust and innovative ceiling pole engineered to securely hang displays by aligning with their natural center of gravity. This unique design ensures a straighter and more stable installation, which is especially crucial for larger or heavier displays. By angling the column to align the display’s center of gravity with the mounting point, the system minimizes stress on the coupler joint, effectively preventing unwanted movement or disruption of the column.



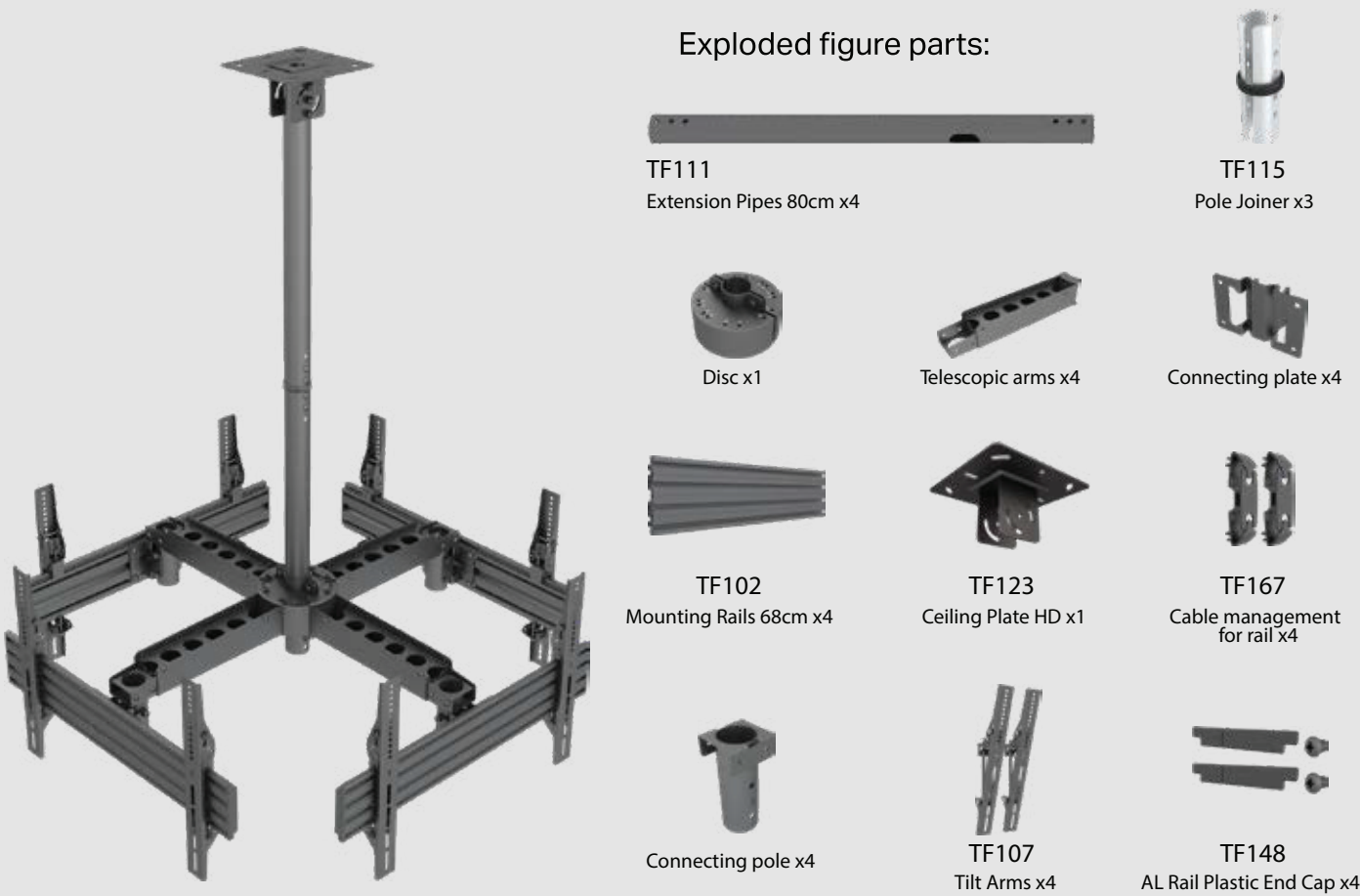
Model name:	TFCM3X1UWB	TFCM4X1UWB	TFCM5X1UWB	TFCM2B2WB
Recommended Screen Size:	32" - 65"	32" - 65"	32" - 65"	43" - 65"
VESA & Non-VESA Fixings:	VESA400 ,40cm	VESA400 ,40cm	VESA400 ,40cm	VESA400 ,40cm
Max Load:	30kg (Per screen)	30kg (Per screen)	30kg (Per screen)	30kg (Per screen)
Bracket Type:	Tilt (Fixed optional)	Tilt (Fixed optional)	Tilt (Fixed optional)	Tilt (Fixed optional)
Landscape / Portrait:	Landscape	Landscape	Landscape	Landscape
Pole Length:	80 cm up to 150cm	80 cm up to 150cm	80 cm up to 150cm	80 cm up to 300cm
Colour (VESA Arms):	Powder Black	Powder Black	Powder Black	Powder Black
Colour (Horizontal Rail):	Powder Black/Silver	Powder Black/Silver	Powder Black/Silver	Powder Black/Silver
Colour (Poles & Ceiling Mount):	Powder Black	Powder Black	Powder Black	Powder Black
Warranty:	5 years	5 years	5 years	5 years





TRIPLE/QUAD SIDED  
CEILING TV MOUNT BRACKET

Make your content viewable from any point in your facility with this 360° digital signage ceiling bracket. Installation is as simple as with a single screen TV mount you put on your wall, though we do recommend only qualified personnel mount large displays in public areas. All hardware is included to mount most flat panel displays from any pitch ceiling. Hang 32" ~ 65" TVs\* with weights up to 66 lbs. each safely and securely with plenty of space for cable management to keep it looking neat too.



Exploded figure parts:

TF111  
Extension Pipes 80cm x4

TF115  
Pole Joiner x3

Disc x1

Telescopic arms x4

Connecting plate x4

TF102  
Mounting Rails 68cm x4

TF123  
Ceiling Plate HD x1

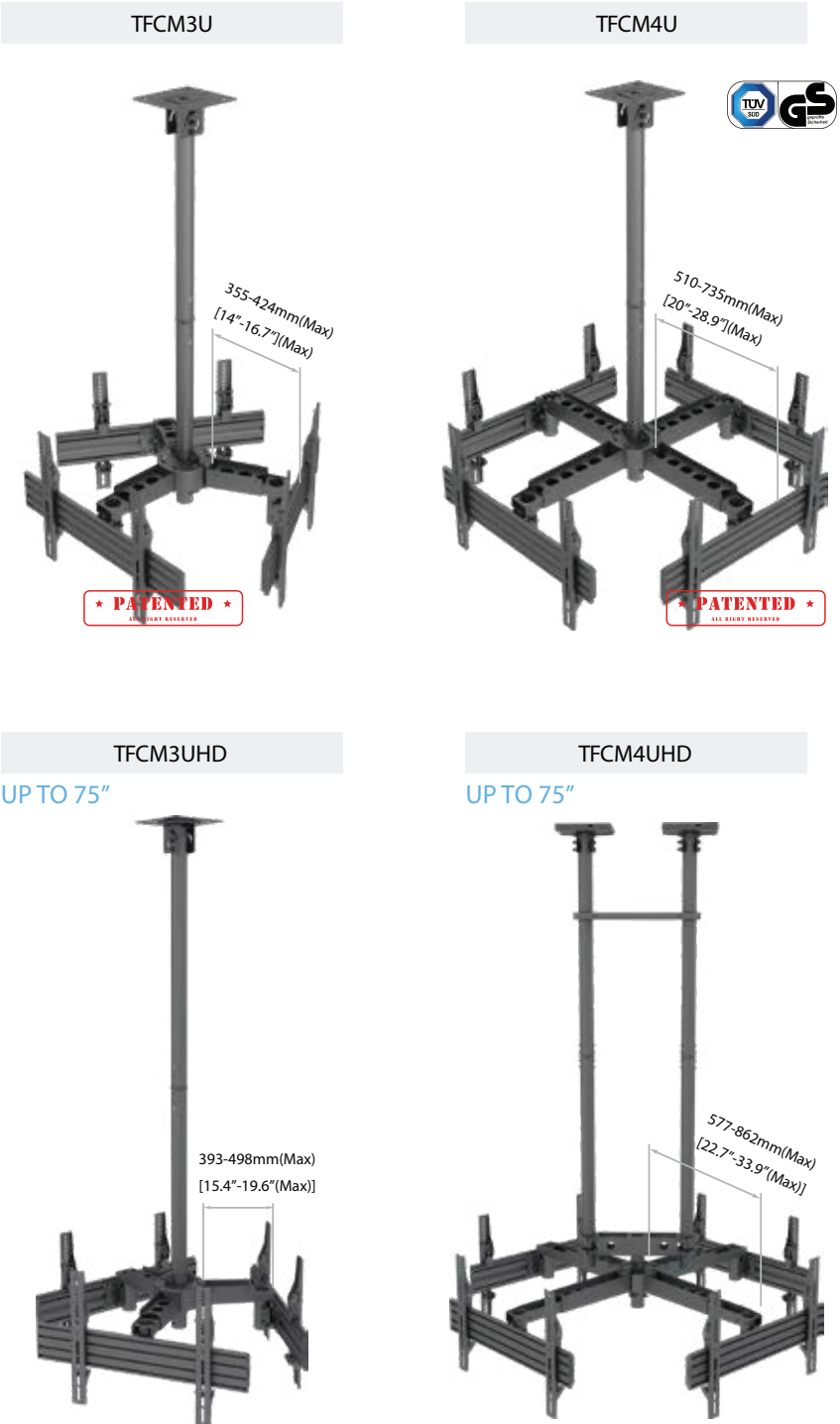
TF167  
Cable management  
for rail x4

Connecting pole x4

TF107  
Tilt Arms x4

TF148  
AL Rail Plastic End Cap x4

Ceiling mounts series is available in a wide range of models



	TFCM3U	TFCM4U	TFCM3UHD	TFCM4UHD
Model name:	TFCM3U	TFCM4U	TFCM3UHD	TFCM4UHD
Recommended Screen Size:	32" - 65"	32" - 65"	50" - 75"	50" - 75"
VESA & Non-VESA Fixings:	VESA400 ,40cm	VESA400 ,40cm	VESA400 ,40cm	VESA400 ,40cm
Max Load:	30kg (Per screen)	30kg (Per screen)	45kg (Per screen)	45kg (Per screen)
Bracket Type:	Tilt (Fixed optional)	Tilt (Fixed optional)	Tilt (Fixed optional)	Tilt (Fixed optional)
Landscape / Portrait:	Yes	Yes	Yes	Yes
Pole Length:	80 cm up to 300cm	80 cm up to 300cm	80 cm up to 300cm	80 cm up to 300cm
Colour (VESA Arms):	Powder Black	Powder Black	Powder Black	Powder Black
Colour (Horizontal Rail):	Powder Black/Silver	Powder Black/Silver	Powder Black/Silver	Powder Black/Silver
Colour (Poles & Ceiling Mount):	Powder Black	Powder Black	Powder Black	Powder Black
Warranty:	5 years	5 years	5 years	5 years

- 01 Sloping Ceiling Mount
- 02 Internal Pole Joiner
- 03 Up & Down Free Adjustment
- 04 Security Screw For Preventing Drop Down
- 05 Telescopic Supporting Bars To Suit For Different Size TV
- 06 Tick mark
- 07 Tilt Angle -6° ~ 15°






Made for   
QUAD CEILINGMOUNT  
LG-86BH5C/ LG-88BH7D

Model name:	TFCM8U	TFCM4U-LG
Recommended Screen Size:	43"	LG-86BH5C/ LG-88BH7D
VESA & Non-VESA Fixings:	VESA400 ,40cm	VESA400 ,40cm
Max Load:	30kg (Per screen)	30kg (Per screen)
Bracket Type:	Tilt (Fixed optional)	Tilt (Fixed optional)
Landscape / Portrait:	Landscape	Landscape
Pole Length:	80 cm up to 300cm	80 cm up to 300cm
Colour:	Powder Black	Powder Black
Warranty:	5 years	5 years



TRIPLE/QUAD SIDED  
Floor Base TV Mount Bracket



Model name:	TFB3U	TFB4U
Recommended Screen Size:	32" - 65"	32" - 65"
VESA & Non-VESA Fixings:	VESA400 ,40cm	VESA400 ,40cm
Max Load:	30kg (Per screen)	30kg (Per screen)
Bracket Type:	Tilt (Fixed optional)	Tilt (Fixed optional)
Landscape / Portrait:	Yes	Yes
Pole Length:	200cm	200cm
Colour:	Powder Black	Powder Black
Warranty:	5 years	5 years





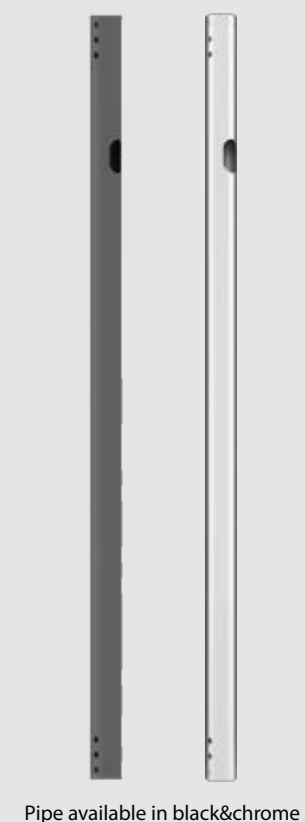
# FLOOR TO CEILING

The Floor to Ceiling mount is very well designed . Perfect in store windows or indoors. Creates a rock steady screen display solution aimed for the retail store, mall or any other public area. 50mm black or chrome tubes can be tailored to fit the environment positioned in. Mount screens with tilt or fixed displays. Place them side by side and/or above each other.



## Floor to Ceiling Mounts Series

- Universal Mounting
- Super Finish
- Multiple Displays
- Back To Back



Pipe available in black&chrome



Design cone cover floor to ceiling mount

TF112  
Extension Pipe  
150cm  
Adjustable length

TF104  
Fixed arms  
Landscape/Portrait

TF101  
Mounting Rail 48cm  
All aluminum

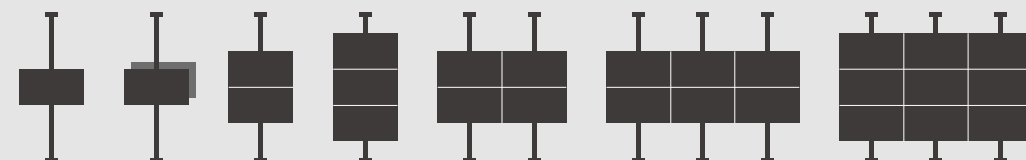
Cable Management

TF138  
Floor to Ceiling Plate  
Plastic cover included

TF117  
Single Pole Clamp  
Back to Back possibility

**\* PATENTED \***  
ALL RIGHT RESERVED

### Modular Configurations:




and More

Floor to ceiling mounts series is available in a wide range of models

TFC1B1



TFC1B1D



TFC1B3



TFC1B3D



TFC1B2



TFC1B2D



TFC2B3



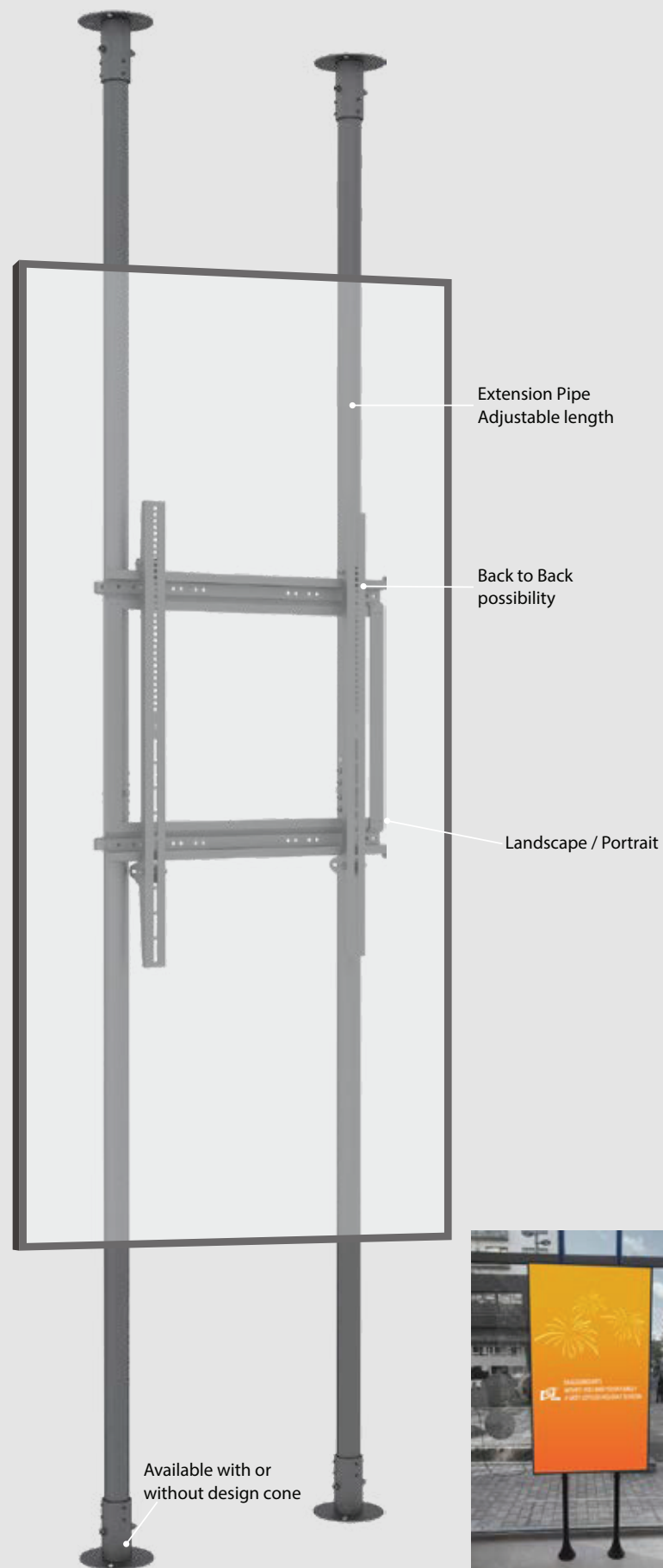
TFC3B3



Model name:	TFC1B1	TFC1B1D	TFC1B2	TFC1B2D
Recommended Screen Size:	32" - 65"	32" - 65"	32" - 65"	32" - 65"
VESA & Non-VESA Fixings:	VESA400 ,40cm	VESA400 ,40cm	VESA400 ,40cm	VESA400 ,40cm
Max Load:	50kg	30kg (Per screen)	30kg (Per screen)	30kg (Per screen)
Bracket Type:	Fixed	Fixed	Fixed	Fixed
Landscape / Portrait:	Yes	Yes	Yes	Yes
Pole Length:	150cm up to 300cm	150cm up to 300cm	150cm up to 300cm	150cm up to 300cm
Colour (VESA Arms):	Powder Black	Powder Black	Powder Black	Powder Black
Colour (Horizontal Rail):	Powder Black/Silver	Powder Black/Silver	Powder Black/Silver	Powder Black/Silver
Colour (Poles):	Powder Black/Chrome	Powder Black/Chrome	Powder Black/Chrome	Powder Black/Chrome
Warranty:	5 years	5 years	5 years	5 years

Model name:	TFC1B3	TFC1B3D	TFC2B3	TFC3B3
Recommended Screen Size:	32" - 65"	32" - 65"	43" - 65"	43" - 65"
VESA & Non-VESA Fixings:	VESA400 ,40cm	VESA400 ,40cm	VESA400 ,40cm	VESA400 ,40cm
Max Load:	30kg (Per screen)	30kg (Per screen)	30kg (Per screen)	30kg (Per screen)
Bracket Type:	Fixed	Fixed	Micro-adjust Arms	Micro-adjust Arms
Landscape / Portrait:	Yes	Yes	Yes	Yes
Pole Length:	150cm up to 300cm	150cm up to 300cm	150cm up to 300cm	150cm up to 300cm
Colour (VESA Arms):	Powder Black	Powder Black	Powder Black	Powder Black
Colour (Horizontal Rail):	Powder Black/Silver	Powder Black/Silver	Powder Black/Silver	Powder Black/Silver
Colour (Poles):	Powder Black/Chrome	Powder Black/Chrome	Powder Black/Chrome	Powder Black/Chrome
Warranty:	5 years	5 years	5 years	5 years



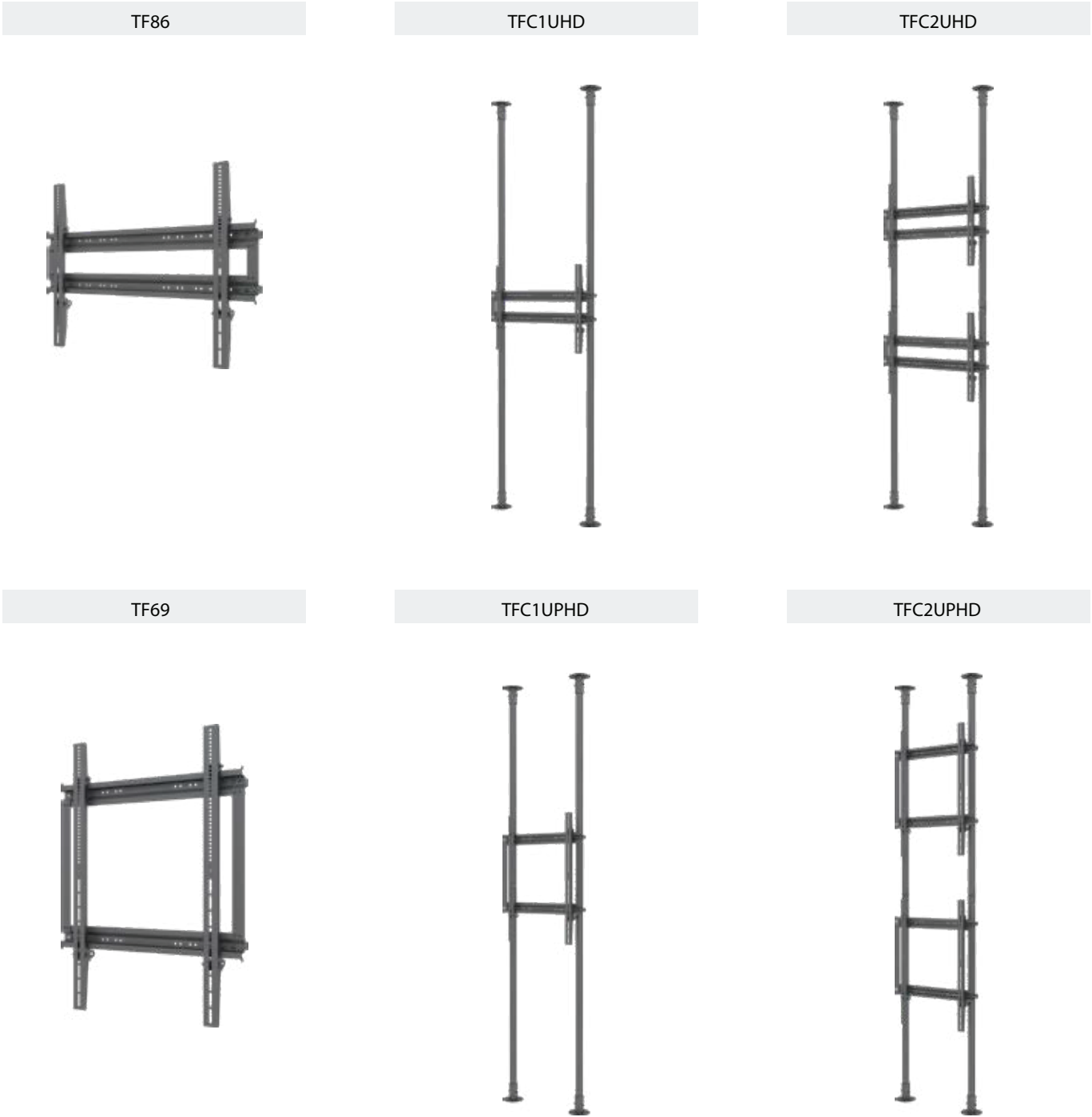



NEW!  
HD Large Screen  
Floor to Ceiling  
Mounts

UP TO 100"  
STRETCHED

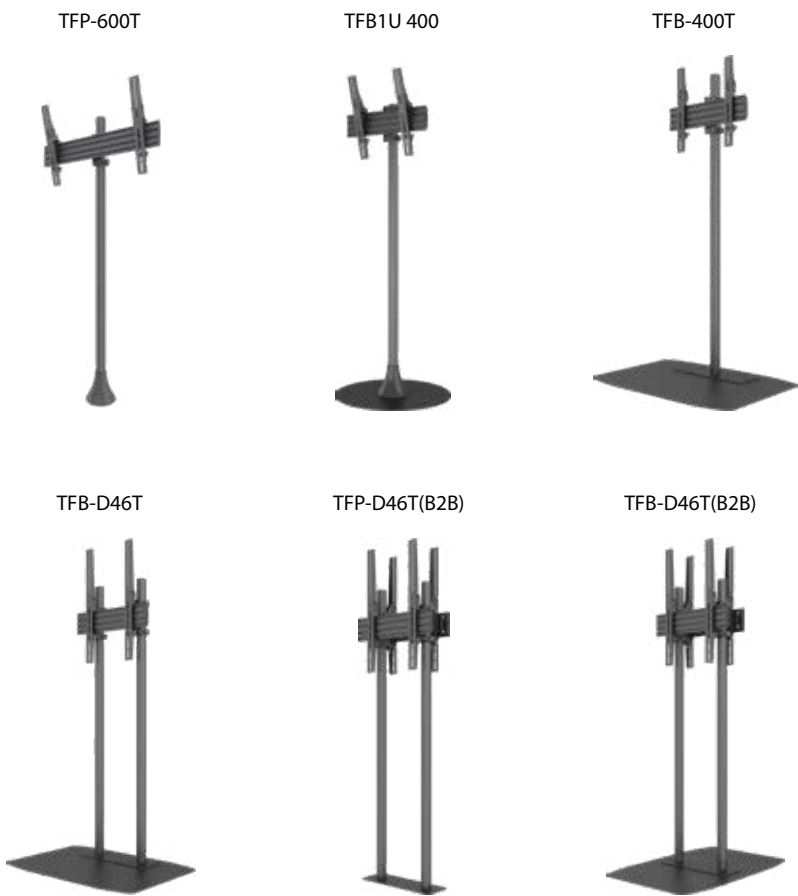
VESA  
800X600 mm  
600x900 mm

Max Load 90kg



Model name:	TF86	TF69	TFC1UHD	TFC2UHD	TFC1UPHD	TFC2UPHD
Recommended Screen Size:	50" - 100"	50" - 100"	50" - 100"	50" - 100"	50" - 100"	50" - 100"
VESA & Non-VESA Fixings:	800x600mm	600x900mm	800x600mm	800x600mm	600x900mm	600x900mm
Max Load:	90kg	90kg	90kg	90kg (Per screen)	90kg	90kg (Per screen)
Bracket Type:	Fixed	Fixed	Fixed	Fixed	Fixed	Fixed
Landscape / Portrait:	Landscape	Portrait	Landscape	Landscape	Portrait	Portrait
Pole Length:	---	---	150 cm up to 300cm	150 cm up to 300cm	150 cm up to 300cm	150 cm up to 300cm
Colour (VESA Arms):	Powder Black	Powder Black	Powder Black	Powder Black	Powder Black	Powder Black
Colour (Horizontal Rail):	Powder Black	Powder Black	Powder Black	Powder Black	Powder Black	Powder Black
Colour (Poles):	---	---	Powder Black/Chrome	Powder Black/Chrome	Powder Black/Chrome	Powder Black/Chrome
Warranty:	5 years	5 years	5 years	5 years	5 years	5 years

Floor to ceiling mounts series is available in a wide range of models



Model name:	TFP-600T	TFB1U 400	TFB-400T	TFB-D46T	TFP-D46T(B2B)	TFB-D46T(B2B)
Recommended Screen Size:	32" - 65"	32" - 65"	32" - 65"	32" - 90"	32" - 90"	32" - 90"
VESA & Non-VESA Fixings:	600x400mm	400x400mm	400x400mm	400x600mm	400x600mm	400x600mm
Max Load:	30kg	50kg	75kg	75kg	75kg (Per screen)	75kg (Per screen)
Bracket Type:	Tilt (Fixed optional)	Tilt (Fixed optional)	Tilt (Fixed optional)	Tilt (Fixed optional)	Tilt (Fixed optional)	Tilt (Fixed optional)
Landscape / Portrait:	Yes	Yes	Yes	Portrait	Portrait	Portrait
Pole Length:	150 / 180 cm	150 / 180 cm	150 / 180 cm	150 / 180 cm	150 / 180 cm	150 / 180 cm
Colour (VESA Arms):	Powder Black	Powder Black	Powder Black	Powder Black	Powder Black	Powder Black
Colour (Horizontal Rail):	Powder Black/Silver	Powder Black/Silver	Powder Black/Silver	Powder Black/Silver	Powder Black/Silver	Powder Black/Silver
Colour (Poles):	Powder Black	Powder Black	Powder Black	Powder Black	Powder Black	Powder Black
Warranty:	5 years	5 years	5 years	5 years	5 years	5 years

# NEW!

## Universal Dome Camera Mount

The Universal Dome Camera Mount is a CCTV mount that can be used to mount cameras up to 20kg's. Compatible with Digital Signage Mounts range, this mount is designed to attach onto the 50mm poles. Working with many of the markets dome cameras and or other cameras makes for simple installation with all the required hardware included.



### Different combinations:










NEW!

## VESA Face Down Mount 200/300/400

Face Down Mount VESA 200/300/400 is a unique digital signage solution capable of mounting a single screen up to 50kg, to a ceiling with the display facing down. The new professional A/V line was designed with the installer in mind. Modular, easy to configure, quick to install, and simple to maintain. Working closely with installers we created a range with close to unlimited flexibility. The product provides the versatility and flexibility demanded by installers.



Model name:	TFD400	TFCM-FD400
Recommended Screen Size:	32" - 75"	32" - 75"
VESA & Non-VESA Fixings:	VESA400 ,40cm	VESA400 ,40cm
Max Load:	50kg	50kg
Bracket Type:	Tilt ±15°	Tilt ±15°
Landscape / Portrait:	Yes	Yes
Pole Length:	---	80cm up to 150cm
Colour:	Powder Black	Powder Black
Warranty:	5 years	5 years








Flexible menu boards. Starting at 1U builds up to 10U's side by side, landscape or portrait.



LCM3X1U with Triple Displays Landscape



Can be mounted on wall

# MENU BOARDS MOUNTS

- Modular Designs
- Landscape&Portrait Installation

Our Menuboard are great for installers and digital signage installations. Either ceiling mounted or wall mounted.

The ceiling mounted solutions make it possible to construct single, dual or video walls in prominent locations where walls aren't available. Comes in a variety of arrangements.

Our menuboard are designed to deliver a simple solution for any digital signage installation involving multiple commercial displays 32"-100".

Perfect for many commercial installations the space saving design ensures the very best installer experience. Mount screens in landscape or portrait

orientation with the option for tilt adjustment for enhanced overhead visibility, perfect for public places, food restaurants or a reception.

As part of the Digital Signage Mounts, these menuboard can be combined with other products and used in any possible

configurations meeting your requirements. High end aesthetic and flexibility to use fixed, tilted or micro adjustable brackets makes fitting screen to screen a dream.

All arms feature levelling screws to adjust the screen height.

## Menu Boards Series


Menu Boards has quickly become a simple way to interact with the consumer. State-of-the-art menu board series boards simplifies the installation process of a menu board in prominent location. A complete range of models and exchangeable bracket solutions makes it easy to find a suitable solution plus bring speed to the installation.



### Exploded figure parts:

- |   |                                   |                                       |                       |                                  |
|---|-----------------------------------|---------------------------------------|-----------------------|----------------------------------|
|   |                                   |                                       |                       |                                  |
| TF148<br>AL Rail Plastic End Cap x1                               | TF144<br>Sloping Ceiling Mount x2 | TF116<br>AL Rail Extension Bars x3    | TF107<br>Tilt Arms x3 | TF111<br>Extension Pipes 80cm x2 |
|   |                                   |                                       |                       |                                  |
| TF103, TF101<br>Mounting Rails 100cm x3<br>Mounting Rails 48cm x1 | TF117<br>Single Pole Clamp x2     | TF167<br>Cable management for rail x3 |                       |                                  |


### Modular Configurations:



Ceiling mounts series is available in a wide range of models

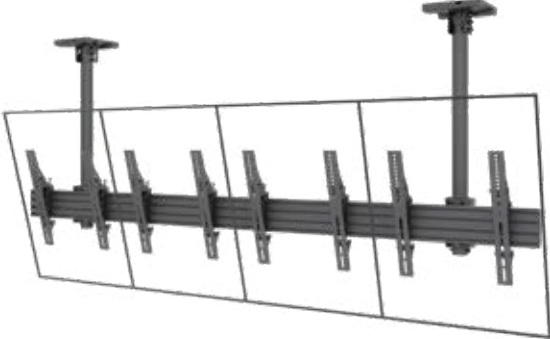


TFCM3X1U




TFCM4X1UP

To create portrait version,  
pls add a set of bracket




Portrait  
32" - 65"

TFCM4X1U



TFCM5X1UP


To create portrait version,  
pls add a set of bracket




Portrait  
32" - 65"

Model name:	TFCM3X1U	TFCM4X1UP	TFCM4X1U	TFCM5X1UP
Recommended Screen Size:	32" - 65"	32" - 65"	32" - 65"	32" - 65"
VESA & Non-VESA Fixings:	VESA400 ,40cm	VESA400 ,40cm	VESA400 ,40cm	VESA400 ,40cm
Max Load:	30kg (Per screen)	30kg (Per screen)	30kg (Per screen)	30kg (Per screen)
Bracket Type:	Tilt (Fixed optional)	Tilt (Fixed optional)	Tilt (Fixed optional)	Tilt (Fixed optional)
Landscape / Portrait:	Yes	Portrait	Yes	Portrait
Pole Length:	80 cm	80 cm	80 cm	80 cm
Colour (VESA Arms):	Powder Black	Powder Black	Powder Black	Powder Black
Colour (Horizontal Rail):	Powder Black/Silver	Powder Black/Silver	Powder Black/Silver	Powder Black/Silver
Colour (Poles):	Powder Black	Powder Black	Powder Black	Powder Black
Warranty:	5 years	5 years	5 years	5 years

TFCW2X1U-T400

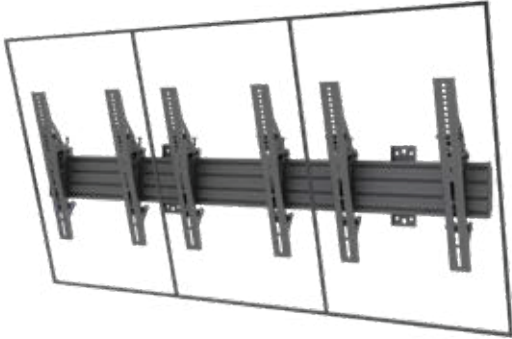


TFCW3X1U-T400



TFCW3X1UP-T400


To create portrait version,  
pls add a set of bracket



Portrait  
32" - 65"

TFCW4X1UP-T400

To create portrait version,  
pls add a set of bracket



Portrait  
32" - 65"



Model name:	TFCW2X1U-T400	TFCW3X1UP-T400	TFCW3X1U-T400	TFCW4X1UP-T400
Recommended Screen Size:	32" - 65"	32" - 65"	32" - 65"	32" - 65"
VESA & Non-VESA Fixings:	VESA400 ,40cm	VESA400 ,40cm	VESA400 ,40cm	VESA400 ,40cm
Max Load:	30kg (Per screen)	30kg (Per screen)	30kg (Per screen)	30kg (Per screen)
Bracket Type:	Tilt (Fixed optional)	Tilt (Fixed optional)	Tilt (Fixed optional)	Tilt (Fixed optional)
Landscape / Portrait:	Yes	Portrait	Yes	Portrait
Wall Distance:	56mm	56mm	56mm	56mm
Colour (VESA Arms):	Powder Black	Powder Black	Powder Black	Powder Black
Colour (Horizontal Rail):	Powder Black/Silver	Powder Black/Silver	Powder Black/Silver	Powder Black/Silver
Warranty:	5 years	5 years	5 years	5 years

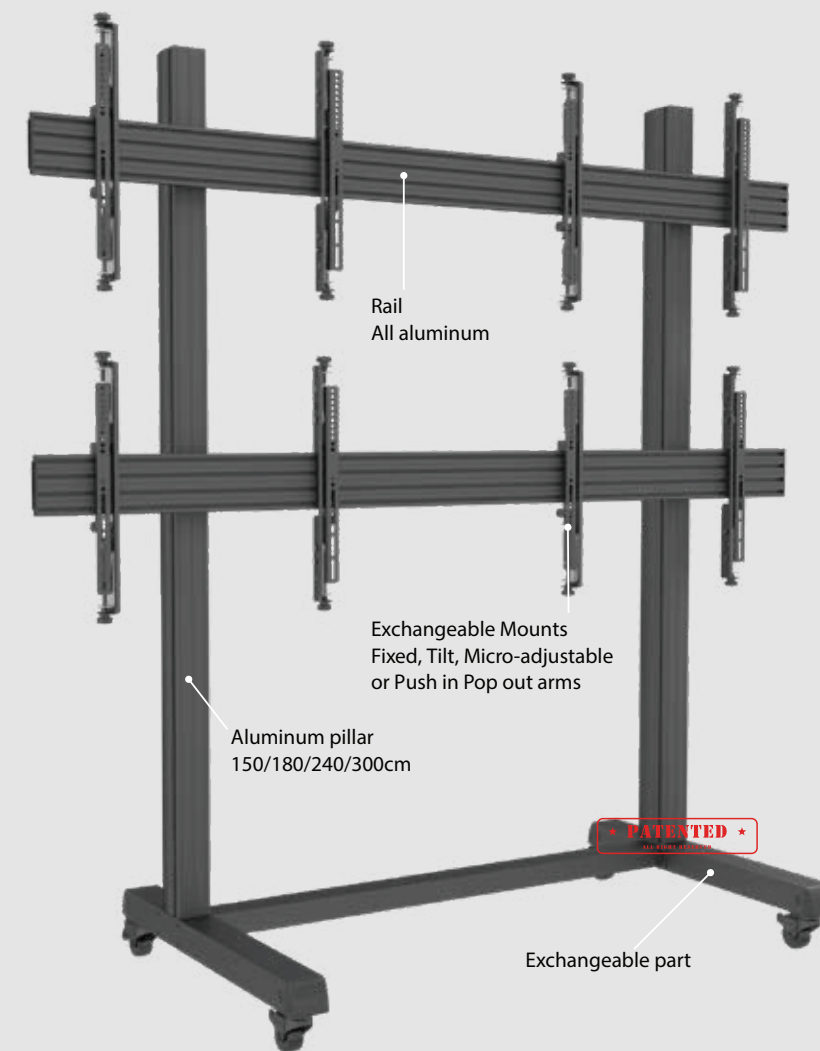




# Floorstand

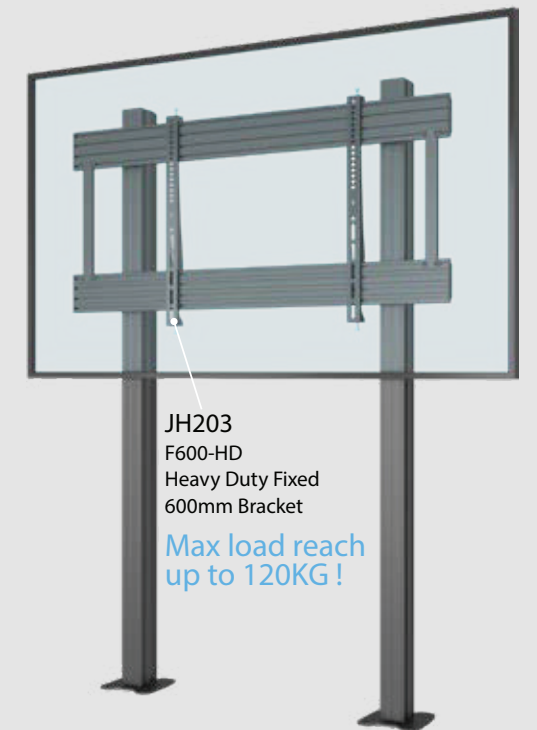
- Modular Designs
- Landscape&Portrait Installation

Floor standing has quickly become a simple way to interact with the consumer. This mobile video wall totes a unique design that can cater to all your television display needs. Use the VESA compatible video wall to proudly advertise products and promotions during trade shows or other events. Hang your LED screens on this professional looking stand to create your own video wall!


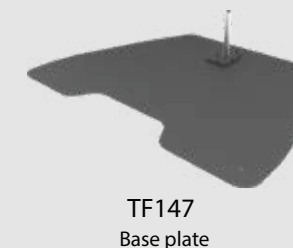


## Free Standing Series

Create your own video wall & interact with the consumer



### Exchangeable parts:

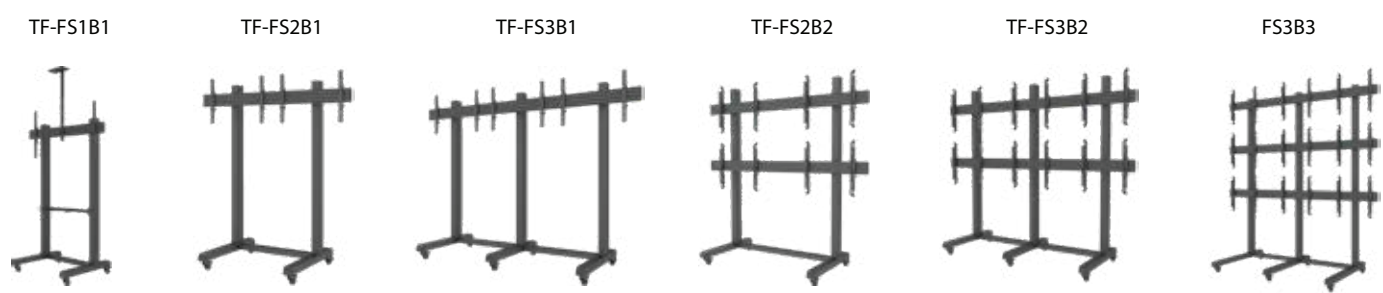


### Modular Configurations:

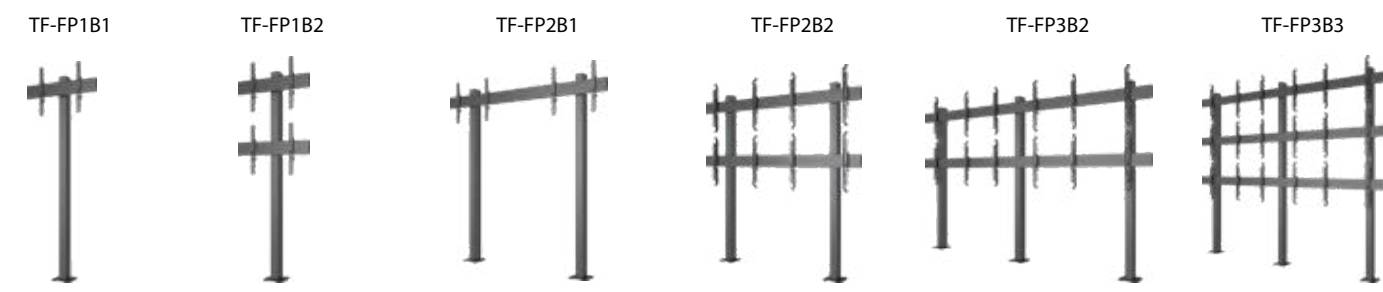


Free standing series is available in a wide range of models

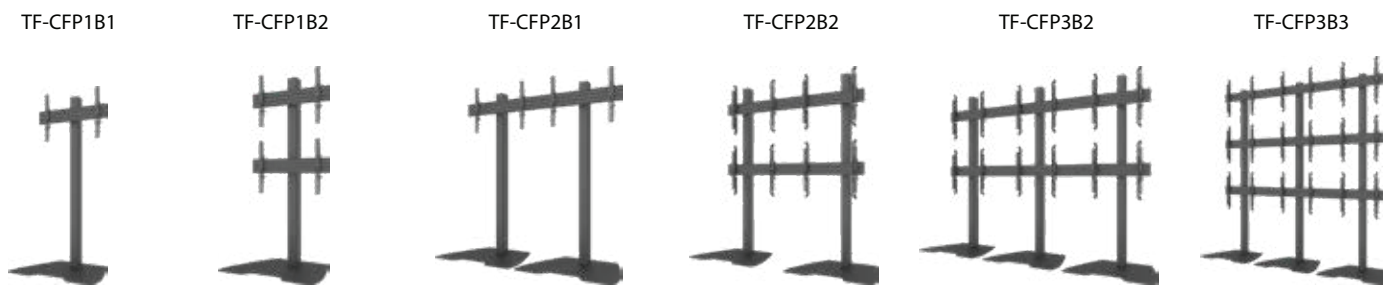




Model name:	TF-FS1B1	TF-FS2B1	TF-FS3B1	TF-FS2B2	TF-FS3B2	TF-FS3B3
Recommended Screen Size:	75" - 100"	32" - 65"	32" - 65"	43" - 65"	43" - 65"	43" - 65"
VESA & Non-VESA Fixings:	1000x600mm	400x400mm	400x400mm	400x400mm	400x400mm	400x400mm
Max Load:	120kg	30kg (Per screen)	30kg (Per screen)	30kg (Per screen)	30kg (Per screen)	30kg (Per screen)
Bracket Type:	Fixed	Fixed	Fixed	Micro-adjust Arms	Micro-adjust Arms	Micro-adjust Arms
Landscape / Portrait:	Yes	Landscape	Landscape	Landscape	Landscape	Landscape
Pillar Length:	150/180cm	150/180cm	150/180cm	180cm	180cm	240cm
Colour:	Powder Black	Powder Black	Powder Black	Powder Black	Powder Black	Powder Black



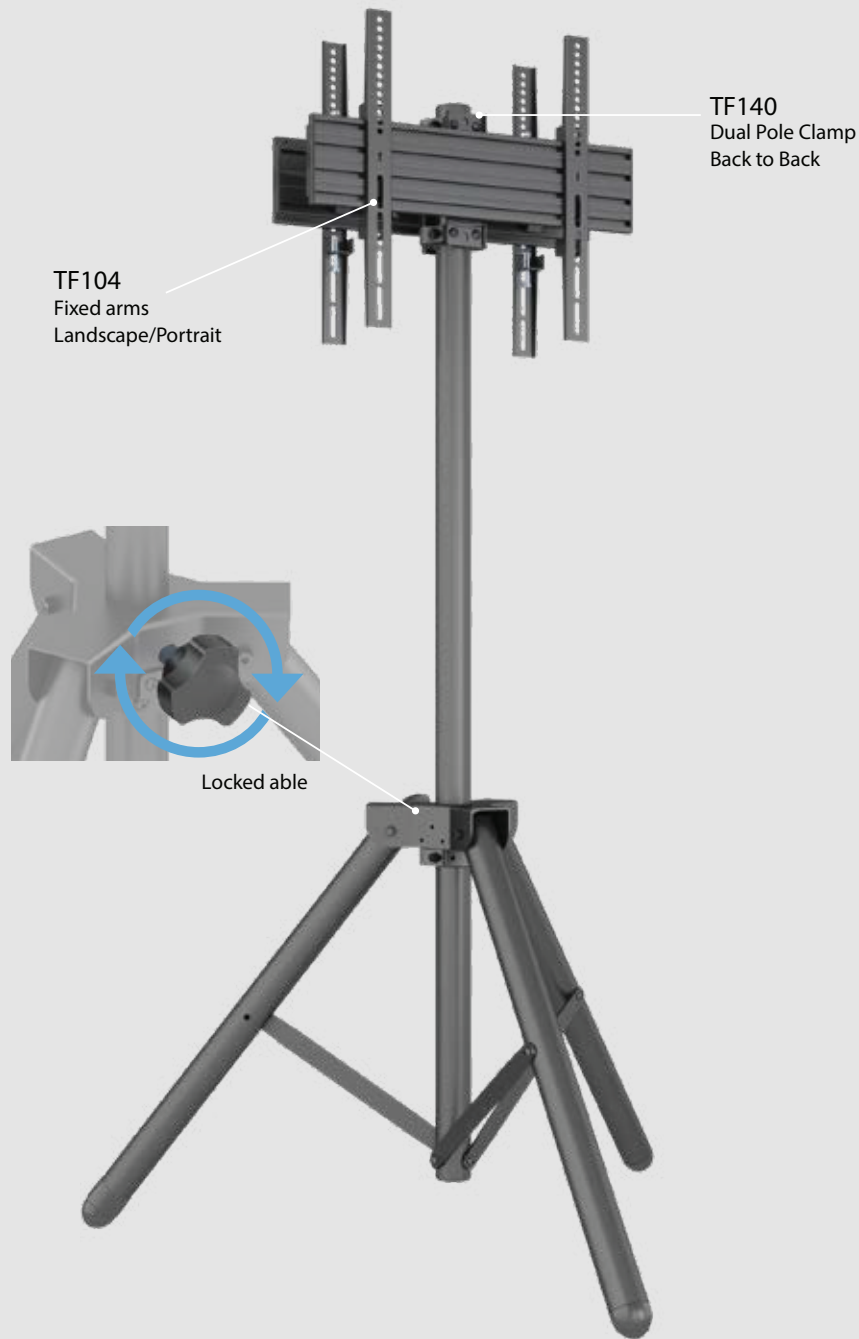
Model name:	TF-FP1B1	TF-FP1B2	TF-FP2B1	TF-FP2B2	TF-FP3B2	TF-FP3B3
Recommended Screen Size:	32" - 75"	32" - 65"	32" - 65"	43" - 65"	43" - 65"	43" - 65"
VESA & Non-VESA Fixings:	600x400mm	600x400mm	400x400mm	400x400mm	400x400mm	400x400mm
Max Load:	50kg	30kg (Per screen)	30kg (Per screen)	30kg (Per screen)	30kg (Per screen)	30kg (Per screen)
Bracket Type:	Fixed	Fixed	Fixed	Micro-adjust Arms	Micro-adjust Arms	Micro-adjust Arms
Landscape / Portrait:	Yes	Landscape	Landscape	Landscape	Landscape	Landscape
Pillar Length:	150/180cm	180cm	150/180cm	180cm	180cm	240cm
Colour:	Powder Black	Powder Black	Powder Black	Powder Black	Powder Black	Powder Black



Model name:	TF-CFP1B1	TF-CFP1B2	TF-CFP2B1	TF-CFP2B2	TF-CFP3B2	TF-CFP3B3
Recommended Screen Size:	32" - 75"	32" - 65"	32" - 65"	43" - 65"	43" - 65"	43" - 65"
VESA & Non-VESA Fixings:	600x400mm	600x400mm	400x400mm	400x400mm	400x400mm	400x400mm
Max Load:	50kg	30kg (Per screen)	30kg (Per screen)	30kg (Per screen)	30kg (Per screen)	30kg (Per screen)
Bracket Type:	Fixed	Fixed	Fixed	Micro-adjust Arms	Micro-adjust Arms	Micro-adjust Arms
Landscape / Portrait:	Yes	Landscape	Landscape	Landscape	Landscape	Landscape
Pillar Length:	150/180cm	150/180cm	150/180cm	180cm	180cm	240cm
Colour:	Powder Black	Powder Black	Powder Black	Powder Black	Powder Black	Powder Black

NEW!

Tripod Stands the products provide the versatility and flexibility demanded by installers. Based upon the strong and ultra-flexible aluminum rail it is completely modular and has built in cable management throughout the entire solution to quicken installation and creating an esthetic result worth the public eye. With its modular construction installers have vast possibilities to change, update and reconfigure its design if ideas change over time.



Tripod standing series is available in a wide range of models

TF-100



TF-200



TF-400



TF-400D



Model name:	TF-100	TF-200	TF-400	TF-400D
Recommended Screen Size:	15" - 32"	27" - 43"	40" - 75"	40" - 75"
VESA & Non-VESA Fixings:	75X75/100X100mm	200x200mm	400x400mm	400x400mm
Max Load:	50kg	50kg	50kg	30kg (Per screen)
Bracket Type:	Fixed(Tilt optional)	Fixed(Tilt optional)	Fixed(Tilt optional)	Fixed(Tilt optional)
Landscape / Portrait:	Yes	Yes	Yes	Yes
Pole Length:	150cm	150cm	150cm	150cm
Colour:	Powder Black	Powder Black	Powder Black	Powder Black
Warranty:	5 years	5 years	5 years	5 years











NEW!

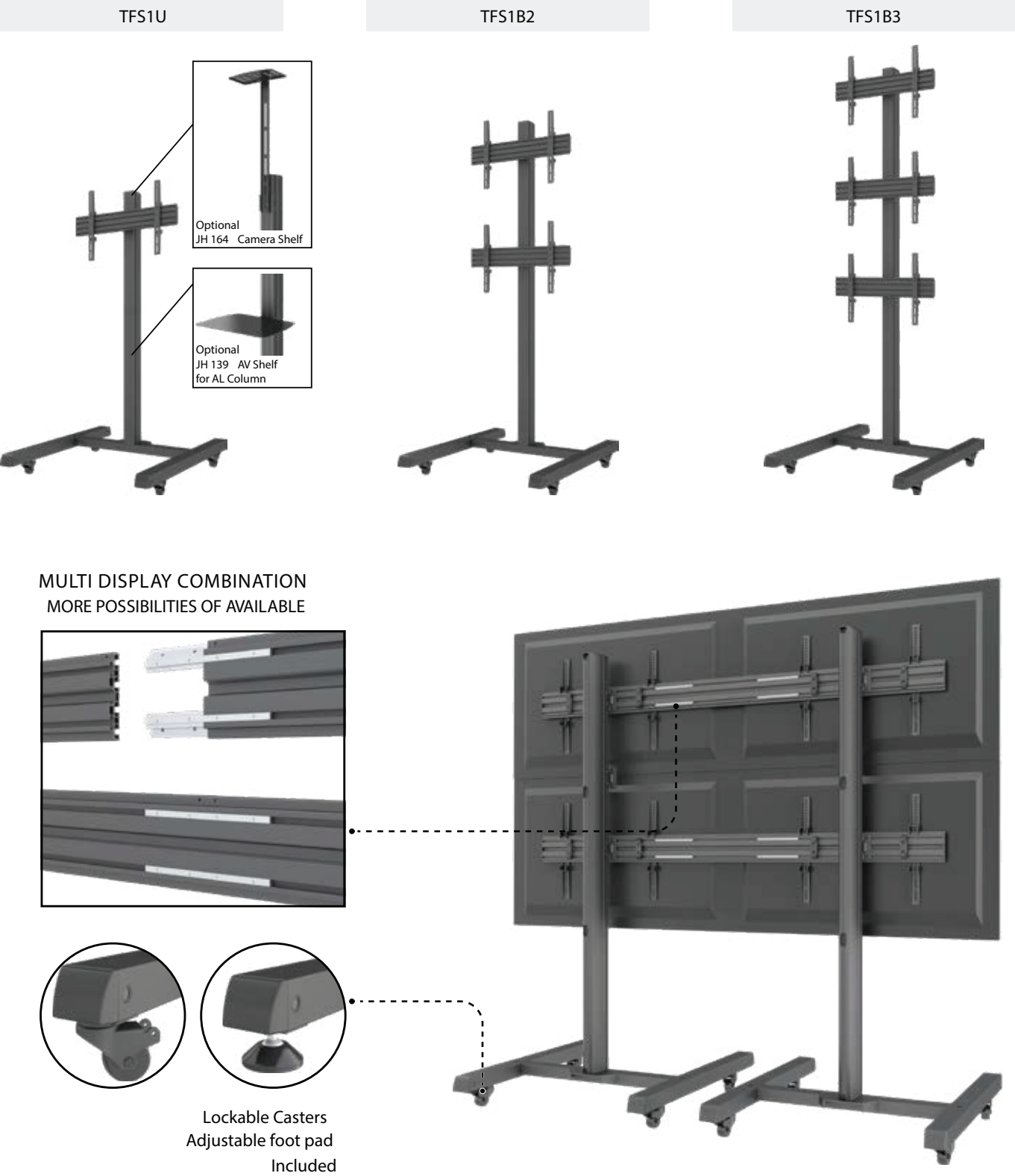
Floorstand Series

TF-FS1B1-150cm & TF-FS1B1-180cm




SPECIFICATION

Model name								
TF-FS1B1-150cm	75" -100"	100x100~1000x600mm	0°	10mm	1500mm	120kg	Aluminum & Steel	Powder Black
TF-FS1B1-180cm	75" -100"	100x100~1000x600mm	0°	10mm	1800mm	120kg	Aluminum & Steel	Powder Black






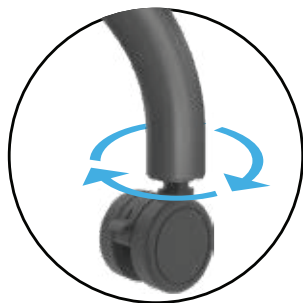
NEW!  
Floorstand Series  
TF-FS100



Optional  
Camera Holder



Four levels of  
height adjustment



360 degree free movement



Pen holder



Black

White

Grey

TV size: 55"~100"

Max load: 100kg/220lbs

Height adjustment

Colour: Black/White/Grey

VESA:100x100mm to 1000x600mm

Rotation: 360°

Cable management

Material:Steel Construction



Welcome to a new way of work life. Spending full working days sitting behind a desk can create health issues, short or long term. The Easy Stand converts any tabletop into a healthy sit and stand desk. Adjust your work position anytime you feel with little or no hassle.



NEW!

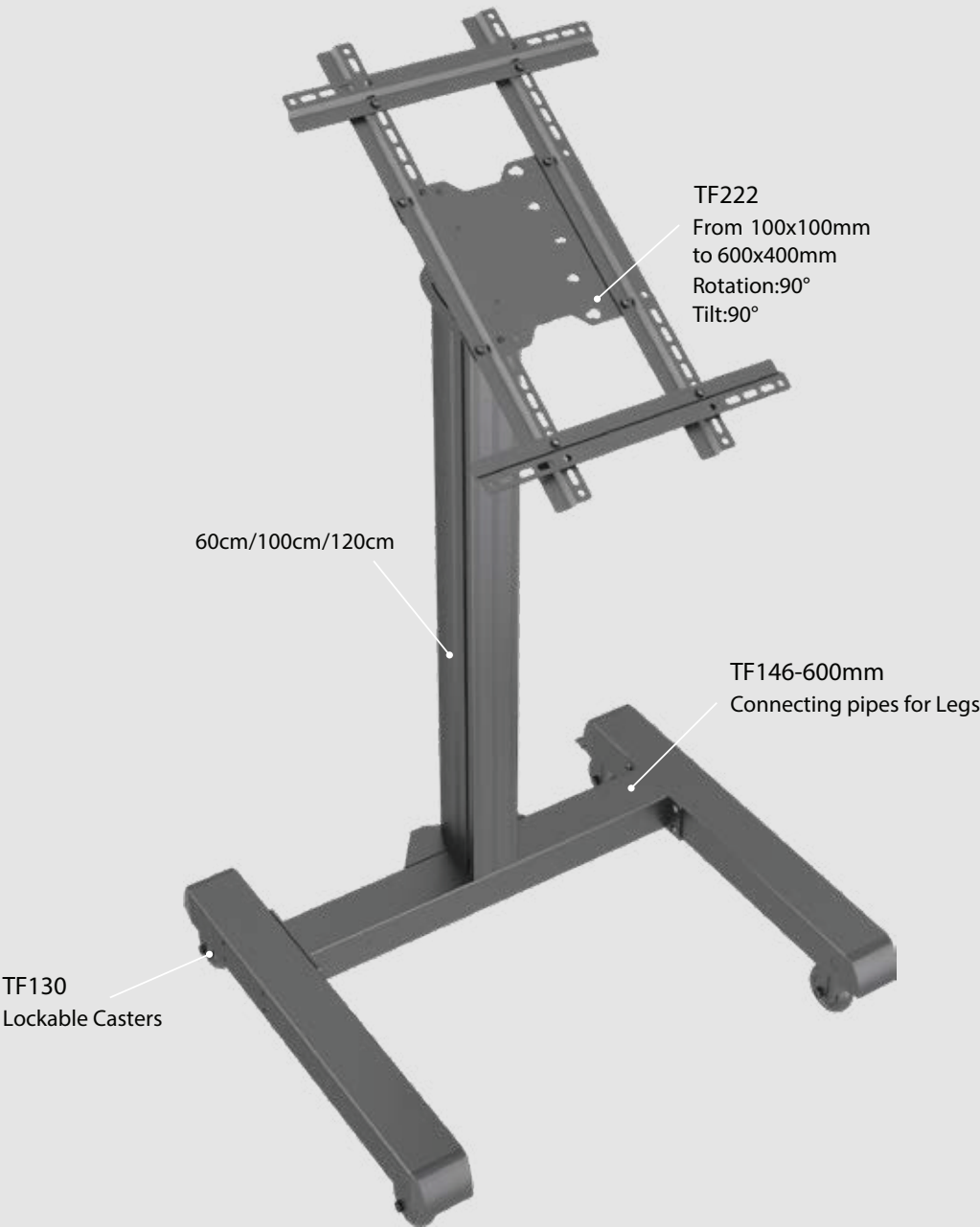


- Monitor size: 15"~32"
- Keyboard holder: 10kg
- Height adjustment
- 150cm aluminum pillar
- Cable management

- Monitor VESA: 50x50~100x100 mm
- Box holder: 5kg
- Tilt: -12°~+35°
- Rotation: 360°
- Monitor max load: 20kg

NEW!

The TF-DS110 feature the flexibility of either portrait or landscape mounting. Experience the elegance of the new indoor standing, designed to support the latest digital signage displays in either landscape or portrait orientation.



Free standing series is available in a wide range of models






Tilt:90 °

VESA:100x100mm to 600x400mm

Portrait or landscape

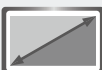









Rotation: 90°

TV size:32"-75"

Max load: 70KG

#### SPECIFICATION

Model name								
DS110	32" -75"	100x100~600x400mm	90°	90°	70kg(154lbs)	Portrait and Landscape	Steel Construction	Powder Black




# WALLMOUNTS

Saves space and aligns your displays with perfection.



# Wall Mounts Series

The professional A/V line was designed with the installer in mind. Modular, easy to configure, quick to install and simple to maintain. Developed together with installers we added close to unlimited flexibility and versatility. Based on the ultra-flexible aluminum rail it is completely modular and has built in cable management throughout the entire solution to quicken installation and create an esthetic result worth the public eye.



### Exploded figure parts:

TF103, TF101  
Mounting Rails 100cm x1  
Mounting Rails 48cm x2

TF116  
AL Rail Extension Bars x2

TF148  
AL Rail Plastic End Cap x1


TF134  
Push in pop out arms x2

TF122  
Small Wall Plate x2

### Modular Configurations:



and More



A wide variety of arms:  
Push in pop-out: 400mm  
Tilt: 200/400/600/900mm  
Fixed: 200/400/600/900mm  
Micro adjustable: 400mm




Fixed



Tilt



Micro-adjustable arms



Push in pop out arms

TF-LCW1U-P400(48cm)



TF-LCW2X1U-P400



TF-LCW3B2



TF-LCW1U-P400(68cm)



TF-LCW3X1U-P400



TF-LCW3B3



Model name:	TF-LCW-P400 Series
Recommended Screen Size:	37" - 65"
VESA & Non-VESA Fixings:	VESA400, 40cm
Max Load:	30kg (Per screen)
Wall Distance:	9.6cm to 22.3cm
Bracket Type:	Push in pop out
Landscape / Portrait:	Yes
Colour (VESA Arms):	Powder Black
Colour (Horizontal Rail):	Powder Black/Silver
Warranty:	5 years

**EASY SERVICE Portrait installed screens.**  
With our VESA 600 extender kits it is easy to make easy serviced portrait installations.







# From Wall & Wall to Wall Series

Keep crowds informed with high visibility


In the need of solutions to mount displays in a perpendicular position to a wall ? The From Wall and Wall to Wall models are our innovative interior designed solutions that offer high visibility in open areas such as hallways, concourses, aisles and office spaces.



Model name:	Wall to Wall Series
Recommended Screen Size:	32" - 55"
VESA & Non-VESA Fixings:	VESA200 ,20cm/400 ,40cm
Max Load:	30kg (Per screen)
Bracket Type:	Fixed
Landscape / Portrait:	Yes
Colour (VESA Arms):	Powder Black
Colour (Horizontal Rail):	Powder Black/Silver
Warranty:	5 years



TF169  
Single display  
plate from wall

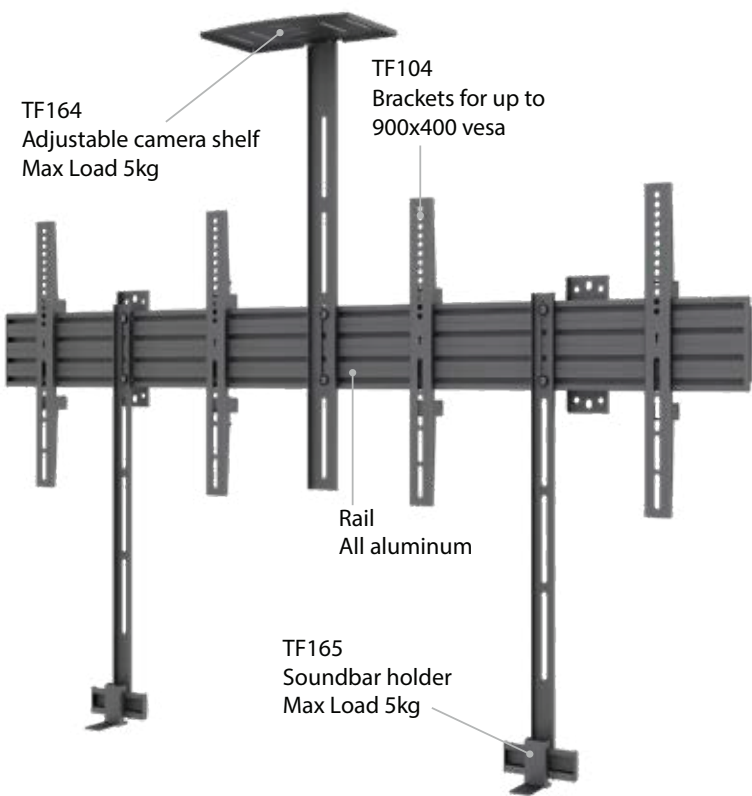


TF170  
Back to back  
display plate from wall



## DUAL SCREEN SIDE BY SIDE FOR VIDEO CONFERENCE

Get ready to turn your clients meeting rooms into powerful cloud conferencing solutions in an instant. The new Dual Screen side by side solution does just that. Featuring dual screen mounting with adjustable lateral shift left and right and an adjustable camera shelf to match most different screen size. Aimed to provide a clean modern look for a wide range of video conferencing and flat panel display applications. Ideal for boardroom and learning environments. Includes a camera shelf, soundbar holder.






TF-LCW2X1UCS-55"



TF-LCW2X1UCS-75"



TF-LCW2X1UCS-90"



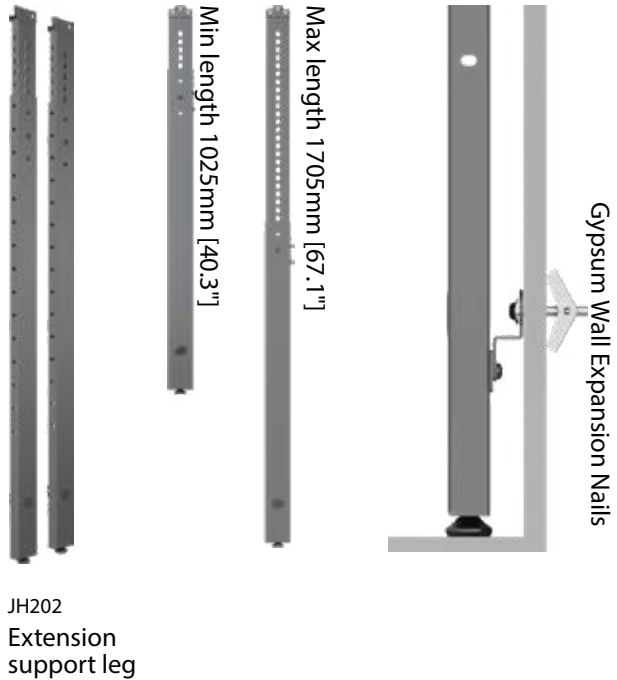
Model name:	TF-LCW2X1UCS-55"	TF-LCW2X1UCS-75"	TF-LCW2X1UCS-90"
Recommended Screen Size:	32" - 55"	32" - 75"	32" - 90"
VESA & Non-VESA Fixings:	Max 400x400mm	Max 600x400mm	Max 900x400mm
Max Load:	50kg (Per screen)	70kg (Per screen)	70kg (Per screen)
Bracket Type:	Fixed (Tilt optional)	Fixed (Tilt optional)	Fixed (Tilt optional)
Landscape / Portrait:	Yes	Yes	Yes
Colour (VESA Arms):	Powder Black	Powder Black	Powder Black
Colour (Horizontal Rail):	Powder Black/Silver	Powder Black/Silver	Powder Black/Silver
Warranty:	5 years	5 years	5 years



Collaboration  
Video conference

When install video conference solutions Single, Dual and Triple on a lightweight wall ,pls choose our "extension support leg" JH202


Extension support leg




TF-LCW2X1UCS-55" with Floor support




TF-LCW2X1UCS-65" with Floor support



TF-LCW2X1UCS-75" with Floor support



TF-LCW2X1UCS-90" with Floor support




Model name:	TF-LCW2X1UCS-55" with Floor support	TF-LCW2X1UCS-65" with Floor support	TF-LCW2X1UCS-75" with Floor support	TF-LCW2X1UCS-90" with Floor support
Recommended Screen Size:	32" - 55"	55" - 65"	65" - 75"	75" - 90"
VESA ® & Non-VESA Fixings:	Max 400x400mm	Max 400x400mm	Max 600x400mm	Max 900x400mm
Max Load:	50kg (Per screen)	50kg (Per screen)	50kg (Per screen)	70kg (Per screen)
Bracket Type:	Fixed (Tilt optional)	Fixed (Tilt optional)	Fixed (Tilt optional)	Fixed (Tilt optional)
Landscape / Portrait:	Landscape	Landscape	Landscape	Landscape
Colour (VESA Arms):	Powder Black	Powder Black	Powder Black	Powder Black
Colour (Horizontal Rail):	Powder Black/Silver	Powder Black/Silver	Powder Black/Silver	Powder Black/Silver
Floor support:	1025-1705mm	1025-1705mm	1025-1705mm	1025-1705mm
Warranty:	5 years	5 years	5 years	5 years

NEW!

# Media Storage Slide Panel




TF179  
Media Storage Slide Panel




TF110  
Micro-adjustable Arms

Media Storage solution for integrating a storage tray behind the display, Media Storage panel is a component storage slide out panel that facilitates easy access and concealed mounting of AV equipment behind displays. Now AV equipment can be accessed without the need to remove the display.



TF179  
Media Storage Slide Panel







## NEW! Wall Box



Display size  
32"-65"

Max load  
165lbs(75kg)

Wallbox is specifically designed for offering a secure yet stylish mounting solution for various AV equipment and accessories, enhancing your viewing experience.

### A Smart Wall Bracket with Built-In Storage Space.

The Wall box bracket serves as a versatile solution, functioning as both a simple VESA mounting bracket and a wall mount bracket. It also doubles as an all-in-one display bracket, allowing you to mount both the system and display directly onto the wall.



### Add a Codec or Accessory Behind Your Display.

The Adjustable Wall Plate Box is ideal for integrating codecs and screens, providing an easy and aesthetically pleasing way to mount a codec or player behind the screen. These mounts accommodate dual screens ranging from 40 to 75 inches.

### Supports Multiple VESA Standards.

The mount supports a wide range of VESA patterns, including 100x100, 100x200, 200x100, 200x200, 200x400, and 400x200, making it compatible with a variety of displays.

### Different combinations:



With fixed arms



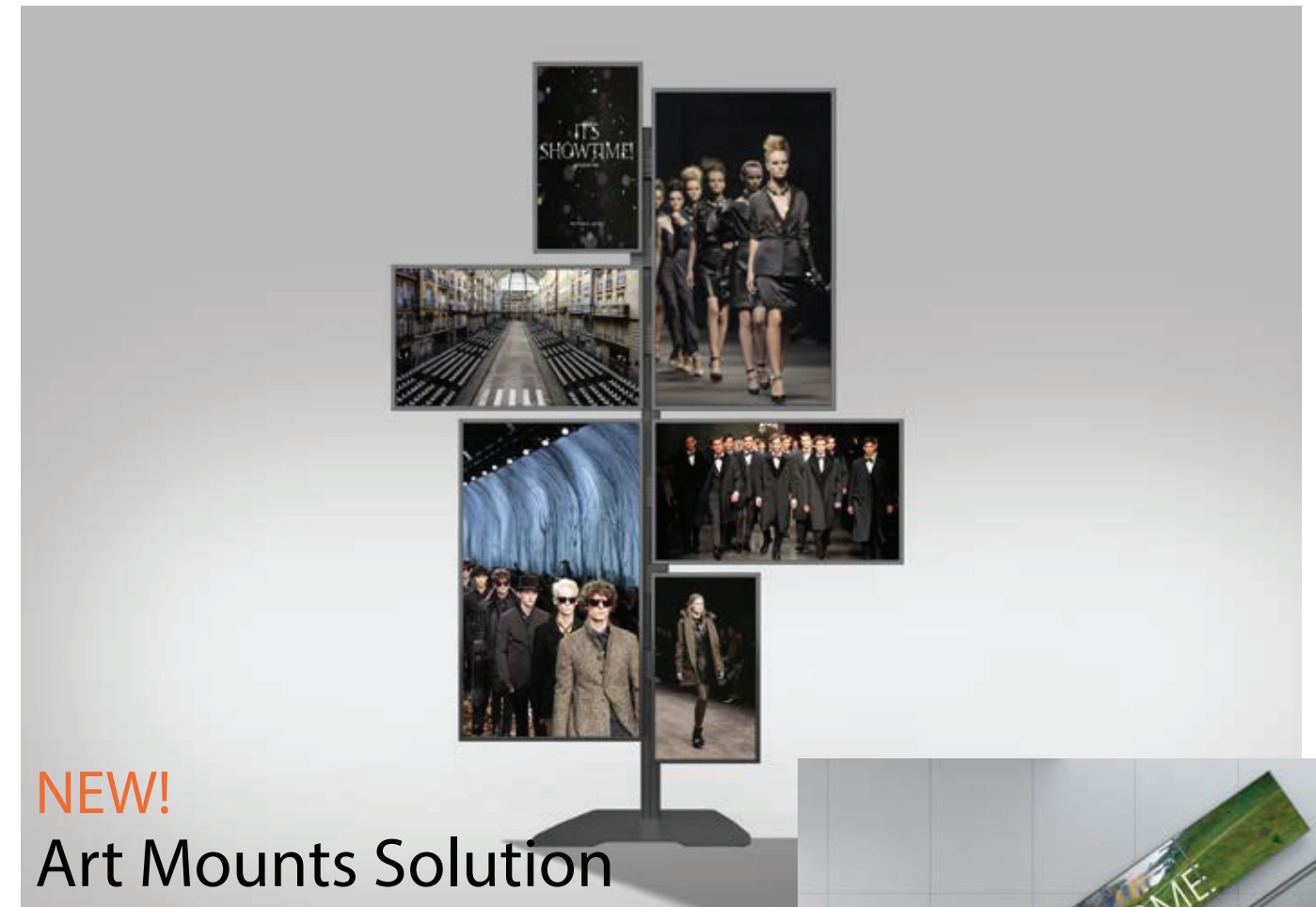
With tilt arms



With push in pop out arms




Easy installation



## NEW! Art Mounts Solution

**Your Signage Solution** The professional A/V line is crafted with the installer in mind. Modular, easy to configure, quick to install, and simple to maintain, this series was developed in collaboration with installers to offer unparalleled flexibility and versatility.

Utilizing the ultra-flexible aluminum rail, the Art mounts solution is fully modular and features built-in cable management throughout the entire solution, expediting installation and delivering an aesthetic result that's truly eye-catching.







## Curved

Made for  
55EF5G-L




With the unique modular set up the range of floorstand 's designed to support one, two, three or more screens mounted in most ways imaginable in either landscape or portrait.

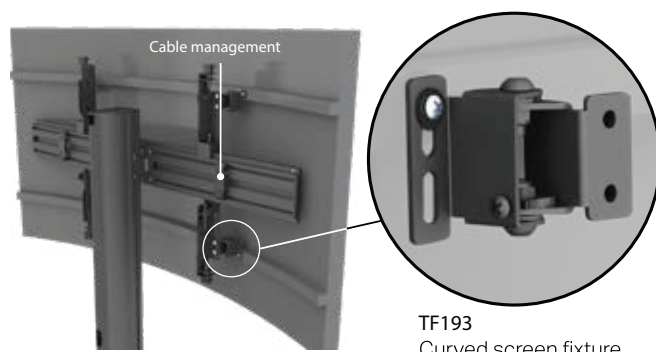
Simple to install, clean and attractive design, yet very robust and functional the Dual Pole series is ideal for a wide variety of applications and settings. Designed to provide the ideal display viewing placement and

match the décor of any environment. Ideal for public areas like stores, training rooms, lobbies, classrooms, auditoriums, or exhibition halls.



As with all products a full line-up of accessories offering tailor possibilities functionality to meet your specific requirements. Internal cable management hides the AV cabling, showing a clean look.



TF147  
Base Plate ( Pillar)



TF193  
Curved screen fixture



## Curved solutions

### Create tailored installations

Create tailored installations with the possibility to mix both computer displays with digital signage displays. The bracket offers a variety of flexible solutions with tilt and turn

possibilities. Start utilizing our clean and simple Scandinavian designed brackets with durable construction and easy installation. A complete set of hardware is always included.



This Part JH157 creates curved magic for videowalls.

Curved screen rail joiner  
Turn: -45° ~ +45°  
Distance adj.: 0 ~ 200 mm

#### Highlights:

- Works with most curved screens the market has to offer.
- Fast & accurate assembly & installation.
- Simple access & quick rear service.

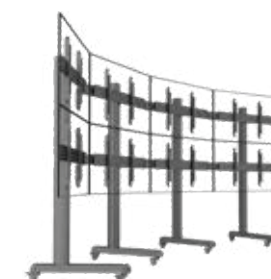
#### Popular models:



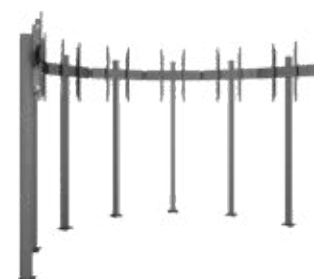
Ceiling mount



Floor to ceiling



Wheelbase



Floor mount



# WIRE SYSTEMS



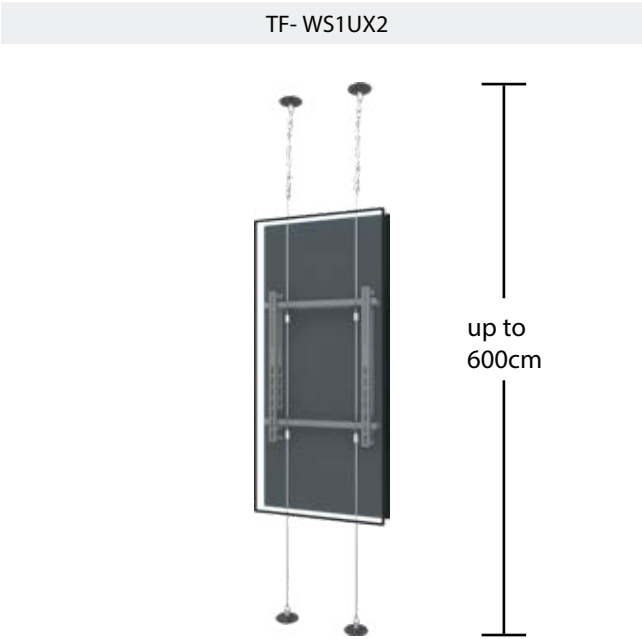
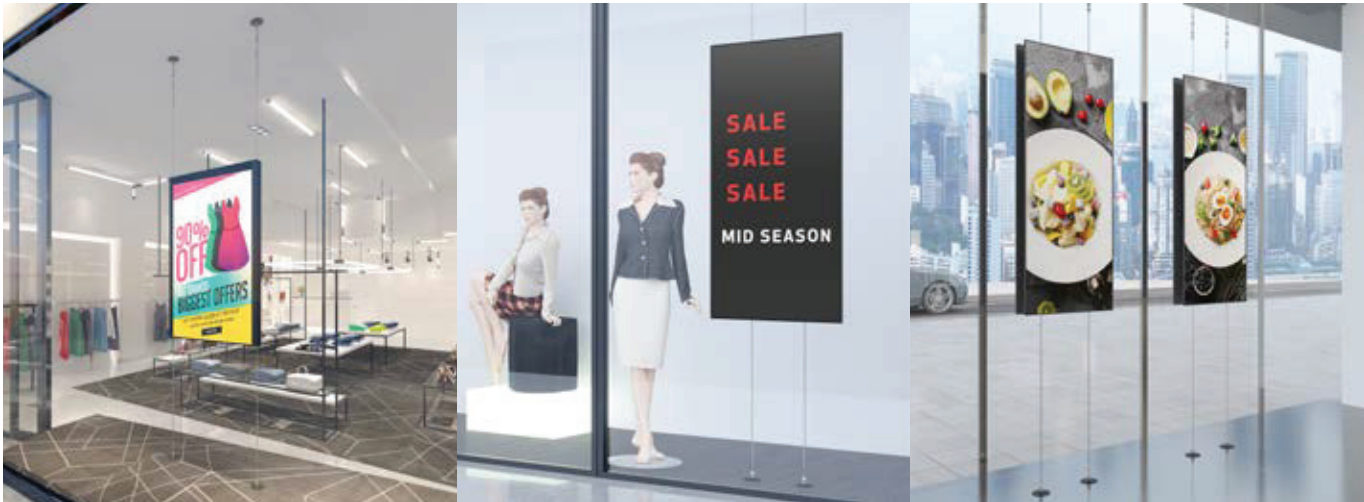
Floor-To-Ceiling wire mount system is a sleek solution that maximizes aesthetics while minimizing footprint .

Designed to make a sleek and well-designed almost invisible impression , this mount allows companies to create a platform for eye catching content delivery. Still this wire based system is both discreet but powerful.

Coming from the Digital Signage range these wire based products are installer friendly.

This mount is suspended on high tensile steel wire, which is a highly secure and stable foundation for displays up to 65" (max weight 30kg).

There is the ability to position the screen at any point along the cable length, plus the choice of having the display in either landscape or portrait position.



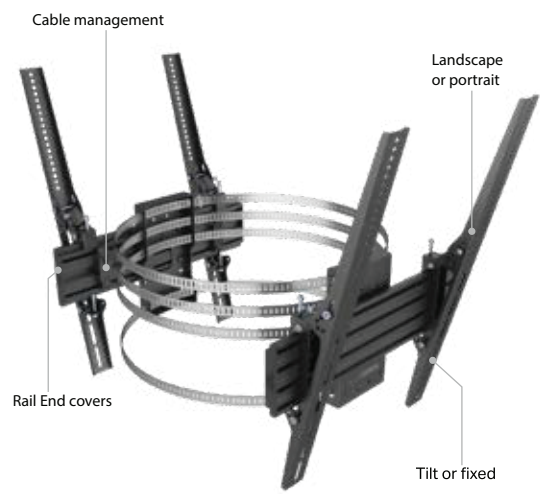
Model name:	TF-WS1U	TF-WS1UX2	Wire Ceiling 300cm	Wire Ceiling B2B 600cm
Recommended Screen Size:	32" - 65"	32" - 65"	32" - 65"	32" - 65"
VESA & Non-VESA Fixings:	400x600mm	400x600mm	400x600mm	400x600mm
Max Load:	30kg	25kg (Per screen)	30kg	25kg (Per screen)
Bracket Type:	Fixed	Fixed	Fixed	Fixed
Landscape / Portrait:	Yes	Yes	Yes	Yes
Wire Length:	300 cm up to 600cm	300 cm up to 600cm	300 cm up to 600cm	300 cm up to 600cm
Colour (VESA Arms):	Powder Black	Powder Black	Powder Black	Powder Black
Colour (Wire):	Chrome	Chrome	Chrome	Chrome
Colour (Wall Plate):	Black	Black	Black	Black
Warranty:	5 years	5 years	5 years	5 years





# Digital Signage Mounts Parts Go Configure

## NEW! Wallmount Column Column & Column Dual



Model name:	TF-T400 / TF-T400 B2B	TF-T600 / TF-T600 B2B
For screen size:	32"-65"	55"-86"
VESA standard:	100x100 200x200 300x300 400x400mm	100x100 200x200 300x300 400x400 400x600mm
Material:	Steel, Aluminium	Steel, Aluminium
Color:	Black	Black
Max Load:	35 kg/ 25kg per screen	75 kg/ 50kg per screen
Tilt:	Yes, -6~15°	Yes, -6~15°
Warranty:	5 years	5 years


TF-T400



TF-T600



TF-T400 B2B




TF-T600 B2B




### Powerful flat band

Works with squared and round columns

- Adjustable in size
- Min. diameter: 23cm
- Max. diameter: 73cm



Round column



Square column



Enclosure optional

Aluminum Rails 28CM



Aluminum Rails 48CM



Aluminum Rails 68CM



Aluminum Rails 100CM



Model code:	TF100	TF101	TF102	TF103
Length:	28cm	48cm	68cm	100cm
Material:	Aluminum	Aluminum	Aluminum	Aluminum
Color:	Powder Black / Silver	Powder Black / Silver	Powder Black / Silver	Powder Black / Silver

Aluminum Rails 125CM



Aluminum Rails 175CM



AL Rail Extension Bars







AL Rail Plastic End Cap







Model code:	TF135	TF150	TF116	TF148
Length:	125cm	175cm	---	---
Material:	Aluminum	Aluminum	Steel(SPCC Graded)	Plastic+Steel(SPCC Graded)
Color:	Powder Black / Silver	Powder Black / Silver	Chrome	Powder Black











	Fixed 50/75/100	Tilt 75/100	Fixed Arms 20cm	Fixed Arms 40cm
				
Model code:	TF153	TF152	TF136	TF104
VESA:	50x50, 75x75, 100x100mm	75x75, 100x100mm	VESA200 ,20cm	VESA400 ,40cm
Material:	Steel(SPCC Graded)	Steel(SPCC Graded)	Steel(SPCC Graded)	Steel(SPCC Graded)
Color:	Powder Black	Powder Black	Powder Black	Powder Black




	Fixed Arms 60cm	Fixed Arms 90cm	Tilt Arms 20cm	Tilt Arms 40cm
				
Model code:	TF105	TF106	TF137	TF107
VESA:	VESA600 ,60cm	VESA900 ,90cm	VESA200 ,20cm	VESA400 ,40cm
Material:	Steel(SPCC Graded)	Steel(SPCC Graded)	Steel(SPCC Graded)	Steel(SPCC Graded)
Color:	Powder Black	Powder Black	Powder Black	Powder Black





	Tilt Arms 60cm	Tilt Arms 90cm	Micro-adjustable Arms	Push in Pop out arms
				
Model code:	TF108	TF109	TF110	TF134
VESA:	VESA600 ,60cm	VESA900 ,90cm	VESA400 ,40cm	VESA400 ,40cm
Material:	Steel(SPCC Graded)	Steel(SPCC Graded)	Steel(SPCC Graded)	Steel(SPCC Graded)
Color:	Powder Black	Powder Black	Powder Black	Powder Black





	F600-HD	F1200-HD	Extender kit 60cm	Extender kit 90cm
				
Model code:	TF203	TF231	TF127	TF163
VESA:	VESA600 ,60cm	VESA1200 ,120cm	63cm	93cm
Material:	Steel(SPCC Graded)	Steel(SPCC Graded)	Steel(SPCC Graded)	Steel(SPCC Graded)
Color:	Powder Black	Powder Black	Powder Black	Powder Black





	Extender kit 120cm	Extender kit 160cm	Extension Pipes 80cm	Extension Pipes 150cm
				
Model code:	TF239	TF240	TF111	TF112
Length:	VESA1200 ,120cm	VESA1600 ,160cm	80cm	150cm
Material:	Steel(SPCC Graded)	Steel(SPCC Graded)	Steel(SPCC Graded)	Steel(SPCC Graded)
Color:	Powder Black	Powder Black	Powder Black	Powder Black





	Extension Pipes 300cm	Ceiling Plate Weight Balance	Pole Joiner	Pole Drill Fixture
				
Model code:	TF113	TF214	TF115	TF114
Length:	300cm	93.8cm	---	---
Material:	Steel(SPCC Graded)	Steel(SPCC Graded)	Steel(SPCC Graded)	Steel(SPCC Graded)
Color:	Powder Black	Powder Black&Silver	Chrome	Powder Black



	Single Pole Clamp	Dual Pole Clamp	Pole Clamp Wall Bracket	Truss Clamp For 50mm Pole
				
Model code:	TF117	TF140	TF141	TF142
Colour:	Black	Black	Black	Black
Material:	Aluminum	Aluminum	Steel(SPCC Graded)	Steel(SPCC Graded)
Color:	Powder Black / Silver	Powder Black / Silver	Powder Black	Powder Black



	Sloping Ceiling Mount	Ceiling Plate HD	I-Beam Ceiling Plate 2"-7"	I-Beam Ceiling Plate 7"-12"
				
Model code:	TF144	TF123	TF156-S	TF156-M
Colour:	Black	Black	Black	Black
Material:	Plastic+Steel(SPCC Graded)	Steel(SPCC Graded)	Steel(SPCC Graded)	Steel(SPCC Graded)
Color:	Powder Black	Powder Black	Powder Black	Powder Black





	I-Beam Ceiling Plate 10"-14"	Slim Wall Plate	Small Wall Plate	Big Wall Plate
				
Model code:	TF156-L	TF237	TF122	TF143
Colour:	Black	Black	Black	Black
Material:	Steel(SPCC Graded)	Steel(SPCC Graded)	Steel(SPCC Graded)	Steel(SPCC Graded)
Color:	Powder Black	Powder Black	Powder Black	Powder Black





	Single display plate from wall	Back to back display plate from wall	Cable management for rail	Curved Screen Rail Joiner
				
Model code:	TF169	TF170	TF167	TF157
Colour:	Black	Black	Black	Black
Material:	Steel(SPCC Graded)	Steel(SPCC Graded)	Plastic	Steel(SPCC Graded)
Color:	Powder Black	Powder Black&Silver	Chrome	Powder Black





	Aluminum Pillars 150cm	Aluminum Pillars 180cm	Aluminum Pillars 240cm	Aluminum Pillars 300cm
				
Model code:	TF124	TF125	TF126	TF132
Length:	150cm	180cm	240cm	300cm
Material:	Aluminum	Aluminum	Aluminum	Aluminum
Color:	Powder Black	Powder Black	Powder Black	Powder Black

	Fixed Plate	Base Plate ( Pillar)	Base Plate (Pole)	Round Floorplate
				
Model code:	TF120	TF147	TF145	TF241
Colour:	Black	Black	Black	Black
Material:	Steel(SPCC Graded)	Steel(SPCC Graded)	Steel(SPCC Graded)	Steel(SPCC Graded)
Color:	Powder Black	Powder Black	Powder Black	Powder Black





	Legs 75cm	Legs 100cm	Legs 130cm	Connecting pipes for Legs 75cm
				
Model code:	TF121	TF128	TF129	TF146
Colour:	Black	Black	Black	Black
Material:	Steel(SPCC Graded)	Steel(SPCC Graded)	Steel(SPCC Graded)	Steel(SPCC Graded)
Color:	Powder Black	Powder Black	Powder Black	Powder Black

	Connecting pipes for Legs 100cm	Connecting pipes for Legs 130cm	Bolt down floor plate for pole	Casters 3"
				
Model code:	TF246	TF247	TF166	TF130
Colour:	Black	Black	Black	Black
Material:	Steel(SPCC Graded)	Steel(SPCC Graded)	Steel(SPCC Graded)	Steel(SPCC Graded)
Color:	Powder Black	Powder Black	Powder Black	Powder Black





	Casters 4"	Adjustable foot pad	Pillar Connecting Plate	AV Shelf for AL Column
				
Model code:	TF131	TF133	TF118	TF139
Colour:	Black	Black	Black	Black
Material:	Steel(SPCC Graded)	Steel(SPCC Graded)	Steel(SPCC Graded)	Steel(SPCC Graded)
Color:	Powder Black	Black	Powder Black	Powder Black

	Shelf for Pole	DVD shelf for Aluminum profile	Aluminum Profile 75cm	Connecting Tube 120cm
				
Model code:	TF162	TF191	TF192	TF160
Colour:	Black	Black	Black	Black
Material:	Steel(SPCC Graded)	Steel(SPCC Graded)	Steel(SPCC Graded)	Steel(SPCC Graded)
Color:	Powder Black	Powder Black	Powder Black	Powder Black





	Connecting Tube 75cm	Curved Screen Fixture	Media Storage Slide Panel	Extension support leg
				
Model code:	TF161	TF193	TF179	TF202
Colour:	Black	Black	Black	Black
Material:	Steel(SPCC Graded)	Steel(SPCC Graded)	Steel(SPCC Graded)	Steel(SPCC Graded)
Color:	Powder Black	Powder Black	Powder Black	Powder Black

	Soundbar Holder 43"-65"	Soundbar Holder 75"-90"	Camera Shelf 43"-65"	Camera Shelf 75"-90"
				
Model code:	TF165-S	TF165-L	F164-S	TF164-L
Colour:	Black	Black	Black	Black
Material:	Steel(SPCC Graded)	Steel(SPCC Graded)	Steel(SPCC Graded)	Steel(SPCC Graded)
Color:	Powder Black	Powder Black	Powder Black	Powder Black

	Wall Box	Universal Dome Camera Mount
		
Model code:	JH242	JH243
Colour:	Black	Black
Material:	Steel(SPCC Graded)	Steel(SPCC Graded)
Color:	Powder Black	Powder Black


# LED solutions

## Supporting all major brands and mounting solutions

Built for various direct view LED signage panels. Featuring sturdy construction, seamless alignment and serviceability, these video configurations are easy to install and maintain. They are great for public areas including transportation, trade shows, shopping malls, corporate office space and more.



Aluminum Pillar  
TF124, TF125, TF126, TF132  
150cm/180cm/240cm/300cm



Aluminum Profile  
TF183  
150cm/Customized lengths



LED Adapter Plate  
TF174  
20x20mm/Can customized

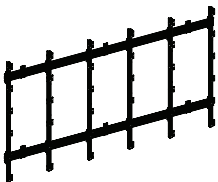


LED AL. Profile Extension Bar  
TF184  
3pcs/Set

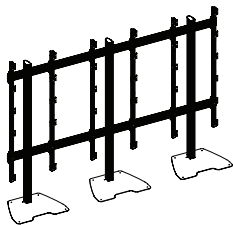


LED Hooks Kit  
TF198

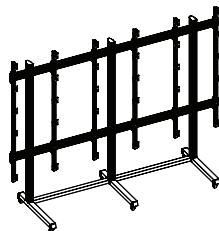
## A variety of popular mounting options



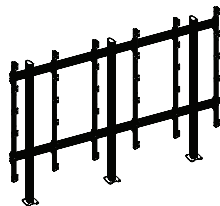
Wall Mounted




Floor base



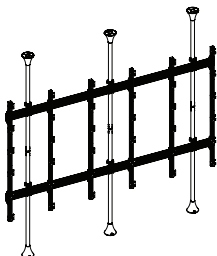
Wheel based



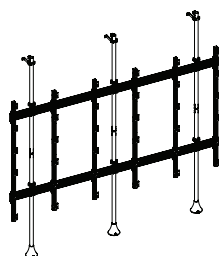
Floor mount



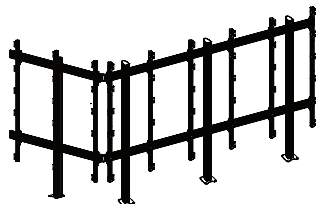
Ceiling Mounted



Floor to Ceiling



Floor to Wall



Pivot

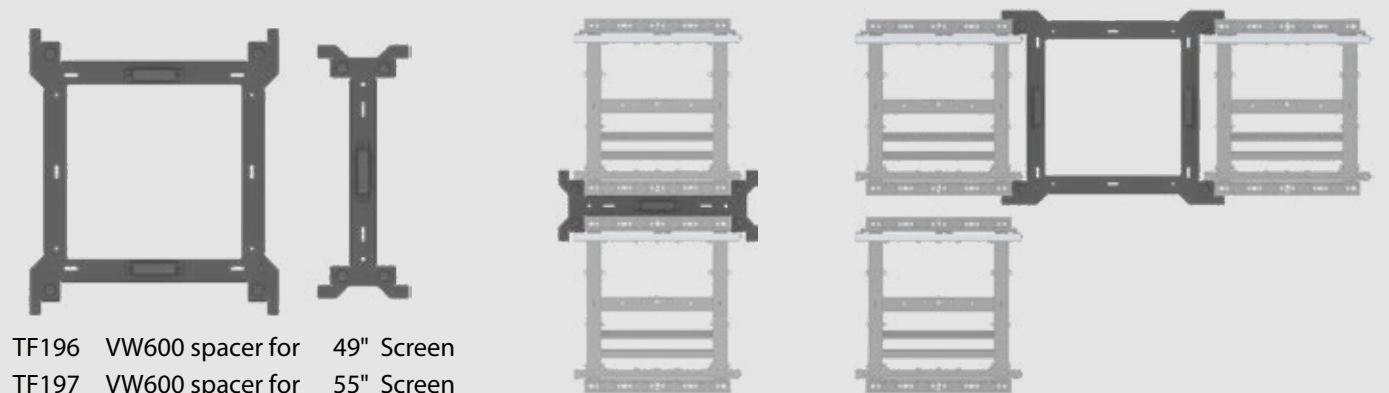






# VIDEO WALL MOUNT

- UL CERTIFICATE
- Easy Maintenance

Our Video Wall Mount is quick to install, and easy to configure. The "Pop out" feature gives easy-access to any display for quick serviceability. Made especially for video wall applications. This is a professional mount focusing on multiple screen installations, easy and fast installation and simplified maintenance. Making it an installers dream.



Video wall mount series is available in a wide range of models



Highlights


- Iron structure with max load of 70kg(154lbs)
- Designed to create a fast, simple and seamless installation
- Modular mount with unlimited Video Wall display configurations possible
- Compatible with landscape or portrait mounting
- For screen size: 42" - 70"
- VESA standard: 100x100 to 600x400mm(with 600mm extender kits)
- Colour: Black
- Product Weight: 13.5kg(29.7lbs)



Landscape installation

By adapter Kits

VW600




Landscape



Portrait

VW900



Landscape



Portrait



Portrait installation


SPECIFICATION

Model name							
VW600	42" - 70"	100x100~600x400mm	108 ~292mm	Height adjustment 10mm	70kg(154lbs)	Portrait and Landscape	Steel Construction Powder Black
VW900	46" - 110"	100x100~900x400mm	110 ~295mm	Height adjustment 10mm	90kg(198lbs)	Portrait and Landscape	Steel Construction Powder Black




NEW!  
Push in Pop out Videowall Mount HD 1200/1600 XL

VW1200



VW1600



Portrait installation

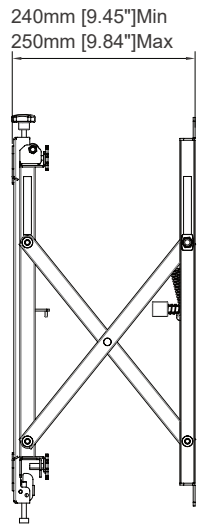
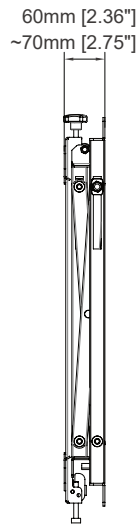
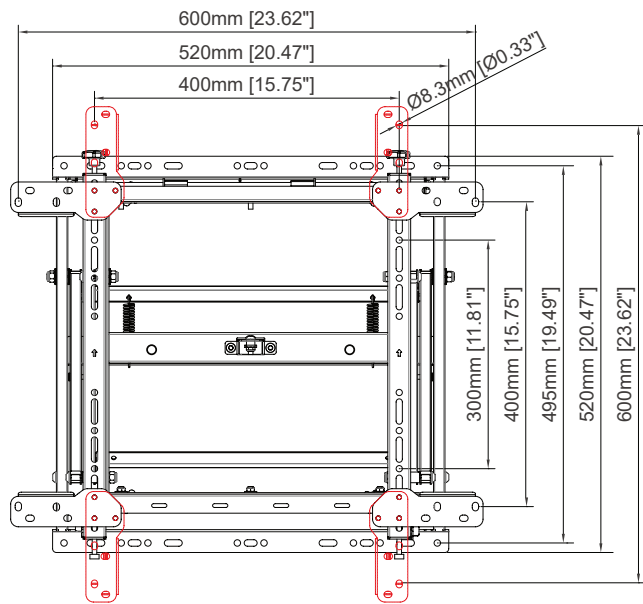
SPECIFICATION

Model name							
VW1200	85" - 120"	100x100~1200x600mm	126 ~310mm	Height adjustment 10mm	140kg(308lbs)	Portrait and Landscape	Steel Construction Powder Black
VW1600	85" - 160"	100x100~1600x600mm	126 ~310mm	Height adjustment 10mm	140kg(308lbs)	Portrait and Landscape	Steel Construction Powder Black



Highlights

- Iron structure with max load of 35kg(77lbs)
- Designed to create a fast, simple and seamless installation
- *Modular mount with unlimited Video Wall display configurations possible*
- Compatible with landscape or portrait mounting
- For screen size: 40" - 55"
- VESA standard: 100x100 to 600x400mm(with 600mm extender kits)
- Colour: Black
- Product Weight: 7.5kg(16.7lbs)



Model name								
VWS600	40" -55"	100x100~600x400mm	60 ~250mm	Height adjustment 10mm	35kg(77lbs)	Portrait and Landscape	Steel Construction	Powder Black

Highlights

- Iron structure with max load of 25kg(55lbs)
- Designed to create a fast, simple and seamless installation
- *Modular mount with unlimited Video Wall display configurations possible*
- Compatible with landscape or portrait mounting
- For screen size: 17" - 46"
- VESA standard: 50x50 to 200x200mm (with 200mm extender kits)
- Product Weight: 3.5kg(7.7lbs)
- Colour: Black



200mm  
extender kits



Main part

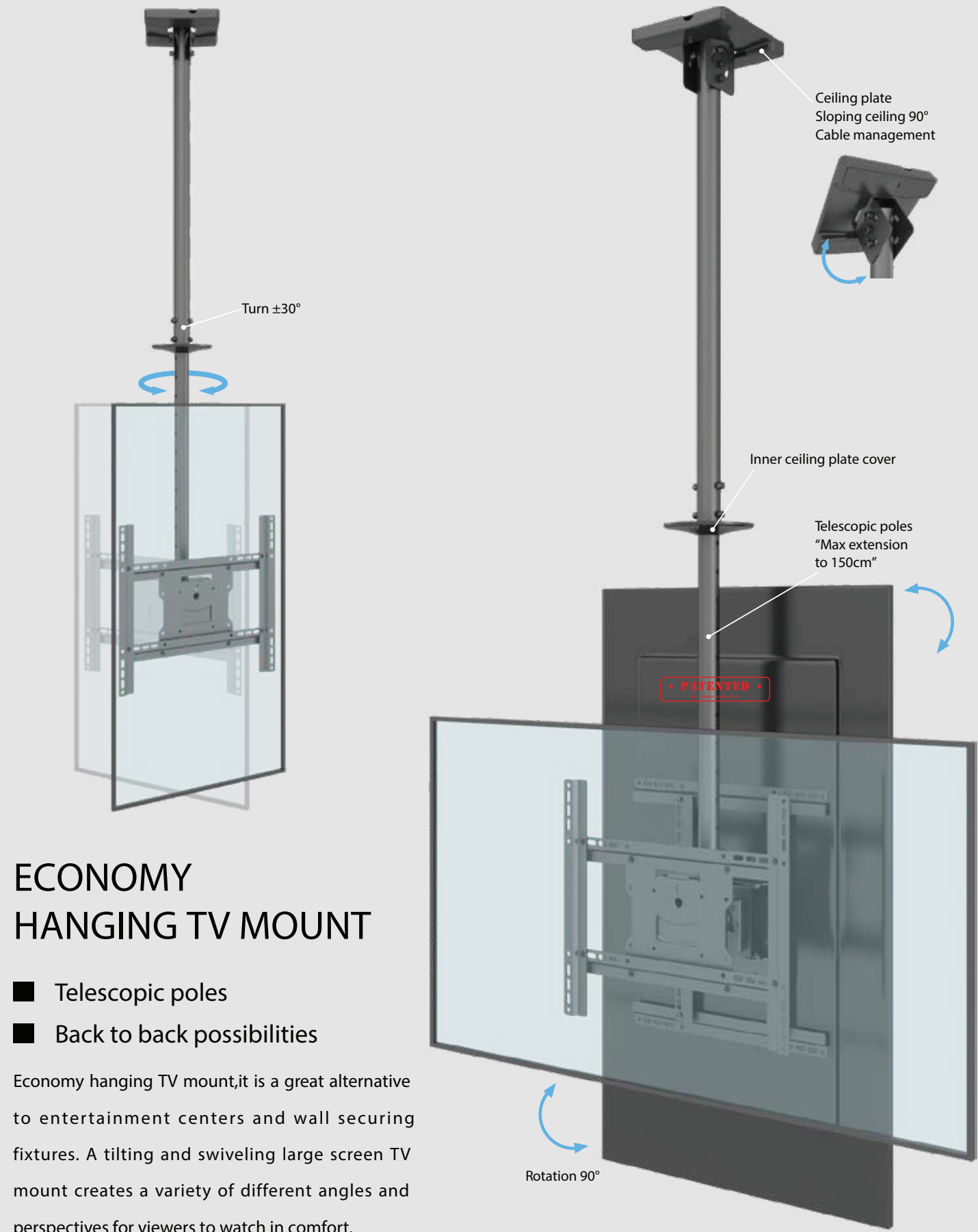


VW200



Model name								
VW200	17" -46"	50x50~200x200mm	51 ~193mm	---	25kg(55lbs)	Portrait and Landscape	Steel Construction	Powder Black



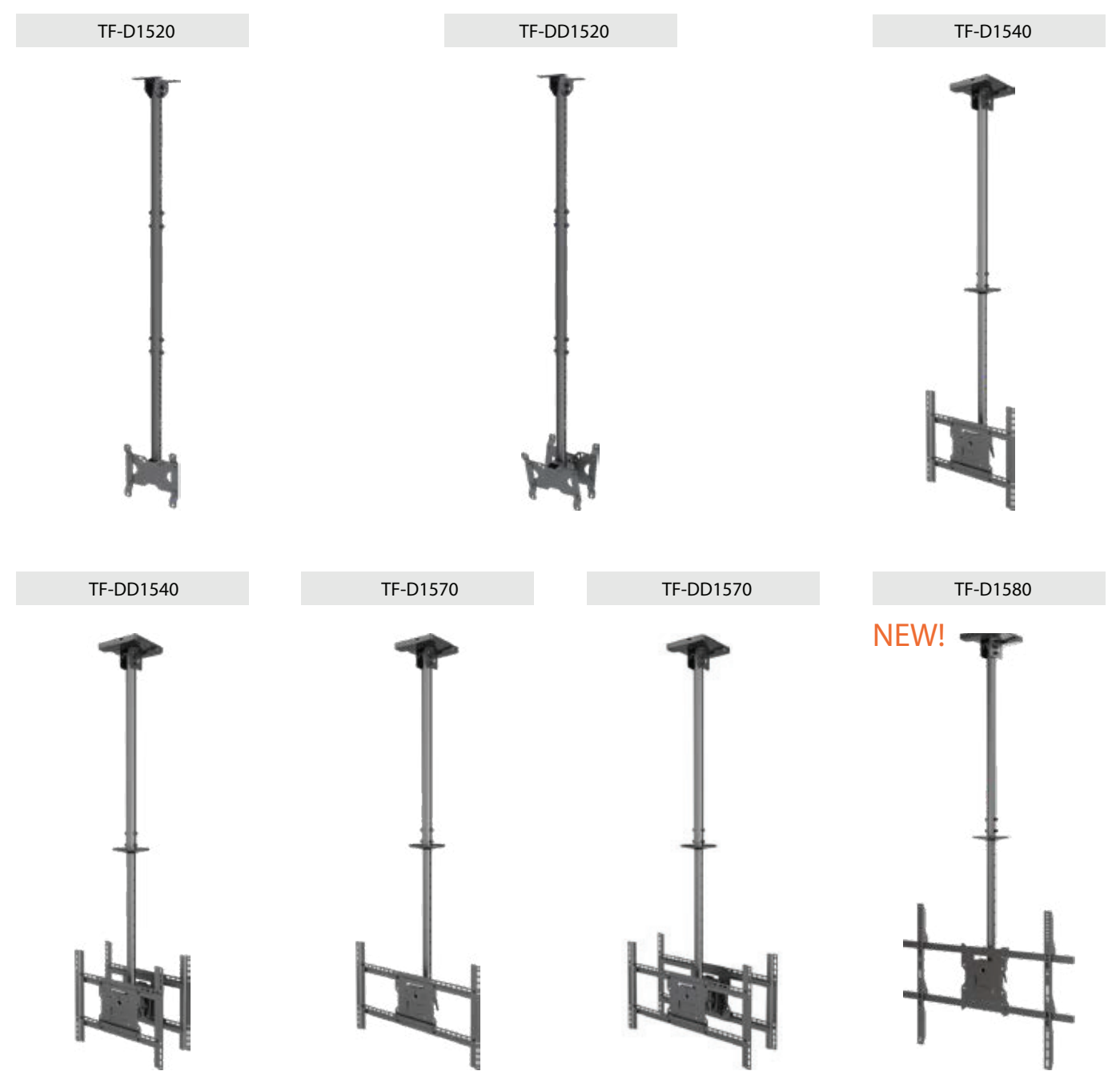


# ECONOMY HANGING TV MOUNT

- Telescopic poles
- Back to back possibilities

Economy hanging TV mount,it is a great alternative to entertainment centers and wall securing fixtures. A tilting and swiveling large screen TV mount creates a variety of different angles and perspectives for viewers to watch in comfort.

Enconomy hanging TV mount series is available in a wide range of models



## SPECIFICATION

Model name								
TF-D1520	10"-32"	50x50~200x200mm	-5°~+15°	-30°~+30°	---	30kg(66lbs)	550-150cm	Powder Black (White Optional)
TF-DD1520	10"-32"	50x50~200x200mm	-5°~+15°	-30°~+30°	---	20kg(44lbs) (Per screen)	550-150cm	Powder Black (White Optional)
TF-D1540	32"-65"	100x100~400x400mm	-5°~+15°	-30°~+30°	Clockwise rotation 90°	60kg(132lbs)	860-150cm	Powder Black (White Optional)
TF-DD1540	32"-65"	100x100~400x400mm	-5°~+15°	-30°~+30°	Clockwise rotation 90°	35kg(77lbs) (Per screen)	860-150cm	Powder Black (White Optional)
TF-D1570	32"-75"	100x100~600x400mm	-5°~+15°	-30°~+30°	Clockwise rotation 90°	60kg(132lbs)	860-150cm	Powder Black (White Optional)
TF-DD1570	32"-75"	100x100~600x400mm	-5°~+15°	-30°~+30°	Clockwise rotation 90°	35kg(77lbs) (Per screen)	860-150cm	Powder Black (White Optional)
TF-D1580	55"-85"	100x100~800x600mm	-5°~+10°	-30°~+30°	---	80kg(176lbs)	860-150cm	Powder Black (White Optional)



# RECESSED IN-WALL MOUNTS

Achieve an ultra-low-profile setup with the B60 recessed wall mount. Designed to be inserted between two studs measuring 16" apart, this unique mounting solution lets your TV sit 0.9" from the wall when fully retracted. Its 26.3" long articulating arm provides -5°/+10° of tilt and 180° of swivel, ensuring optimal viewing from all angles. Built out of high-grade steel, the B60 supports 32" to 75" TVs weighing up to 175 pounds.

TF-B40










TF-B50



TF-B60



## SPECIFICATION

Model name								
TF-B40	19" -46"	100x100~200x200mm	-5° ~+10°	-5°/+5°	10-502mm	80lbs(36.4kg)	Steel	Powder Black
TF-B50	32" -75"	100x100~600x400mm	-5° ~+10°	-5°/+5°	32.5-450mm	132lbs(60kg)	Steel	Powder Black
TF-B60	32" -75"	100x100~600x400mm	-5° ~+10°	-5°/+5°	32.5-667mm	175lbs(80kg)	Steel	Powder Black





# PULL-DOWN FULL MOTION TV WALL MOUNT

The MF600 Pull-Down TV Mount allows for effortless vertical positioning of your TV. Designed to be installed above a fireplace or mantel, its adjustable gas-shock arm reaches down 29 inches to achieve eye-level viewing while seated. Swivel your TV up to 60 degrees and tilt it 15 degrees to further improve line-of-sight and reduce glare.

The MF600's dual-stud wall plate safely supports up to 65-inch screens weighing 11 to 55 pounds, and can be installed on wood stud, concrete or brick walls.

## Specifications

TF-MF600



TF-MF600-M



TF-MF800



24" Complete wall plate

Swivel  $\pm 30^\circ$

Horizontal  $\pm 5^\circ$

Tension 550N

Cable management



Height adjustable handle

Telescopic Sound bar









Tilt  $-5^\circ \sim +10^\circ$

Pull up and down

VESA 100x100-600x500mm/100x100-800x500mm




## SPECIFICATION

Model name								
TF-MF600	42" -65"	100x100~600x500mm	$-5^\circ \sim +10^\circ$	$-5^\circ/+5^\circ$	5-25kg (11-55lbs)	UP and Down	Steel Construction	Powder Black
TF-MF600-M	46" -65"	100x100~600x500mm	$-5^\circ \sim +10^\circ$	$-5^\circ/+5^\circ$	23-50kg (50.6-110lbs)	UP and Down	Steel Construction	Powder Black
TF-MF800	55" -80"	100x100~800x500mm	$-5^\circ \sim +10^\circ$	$-5^\circ/+5^\circ$	34-50kg (74.8-110lbs)	UP and Down	Steel Construction	Powder Black





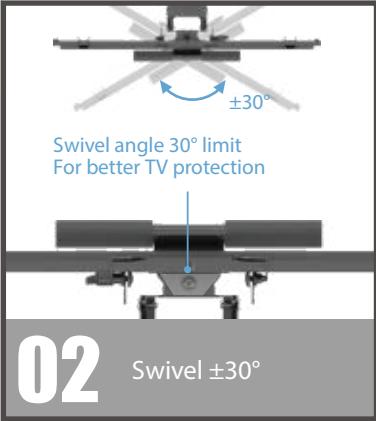
01 24" Complete wall plate



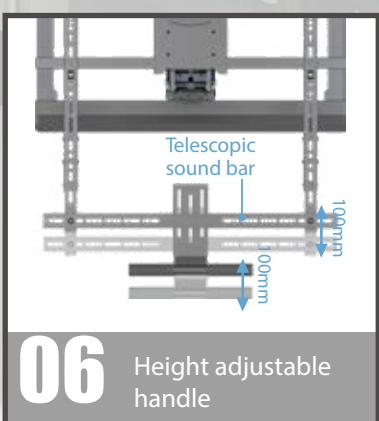
05 Move Left or right



08 Spring force adjustment



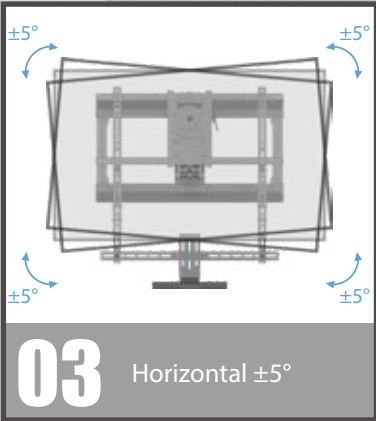
02 Swivel  $\pm 30^\circ$




06 Height adjustable handle



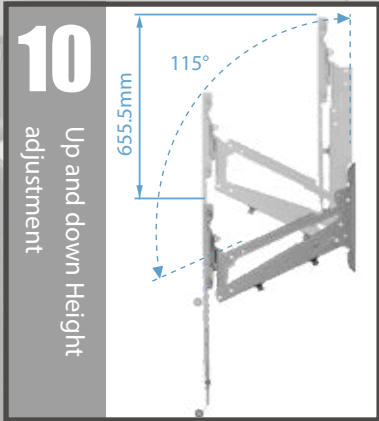
09 100x100~600x500  
100x100~800x500



03 Horizontal  $\pm 5^\circ$



07 Tilt  $-5^\circ \sim +10^\circ$



10 Up and down Height adjustment




04 Cable management




11 Moveable for TV centering  
**MOVEABLE FOR TV CENTERING**  
16" or 24" Studs TV Side to Side Movemount

Specifications



TF-MMF800  
24" Complete wall plate



TF-RMF600  
Recessed in-wall

24" Complete wall plate/ Recessed in-wall

Swivel  $\pm 30^\circ$

Horizontal  $\pm 5^\circ$

Cable management

Remote control (AC100~240V,50/80HZ)


(Optional functions) Built with Sound Bar

Tilt  $-5^\circ \sim +10^\circ$

Pull up and down

VESA 100x100-800x500mm/600x500mm

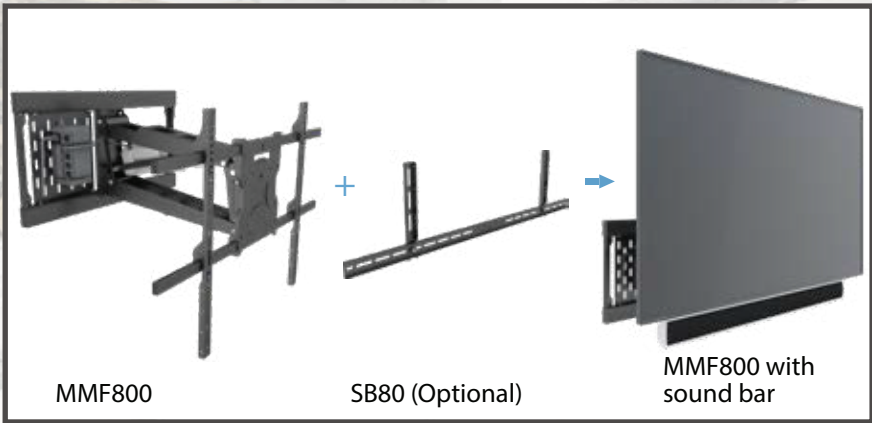
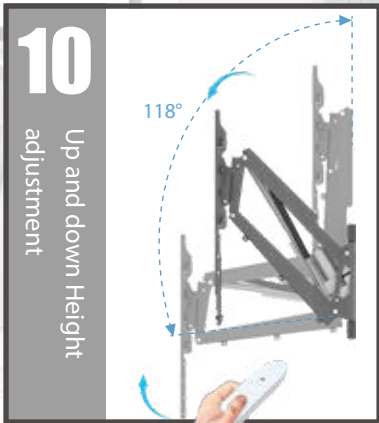
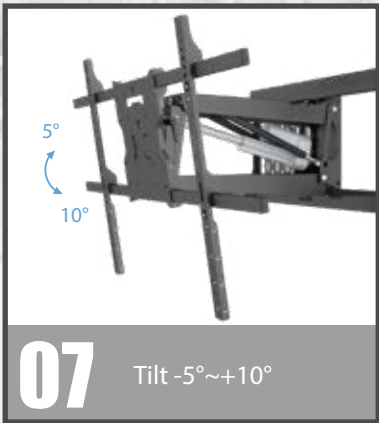
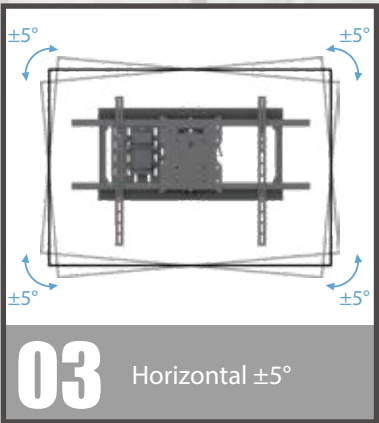

Linear Actuator and Gas Spring



SPECIFICATION

Model name								
TF-MMF800	42" -85"	100x100~800x500mm	$-5^\circ \sim +10^\circ$	$-5^\circ/+5^\circ$	50kg(110lbs)	UP and Down	Steel Construction	Powder Black
TF-RMF600	42" -75"	100x100~600x500mm	$-5^\circ \sim +10^\circ$	$-5^\circ/+5^\circ$	50kg(110lbs)	UP and Down	Steel Construction	Powder Black



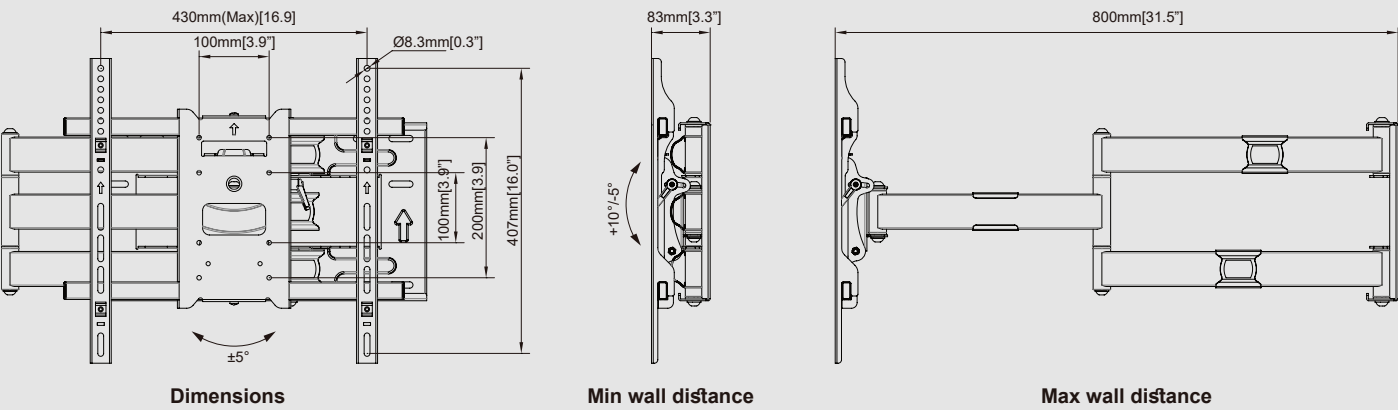
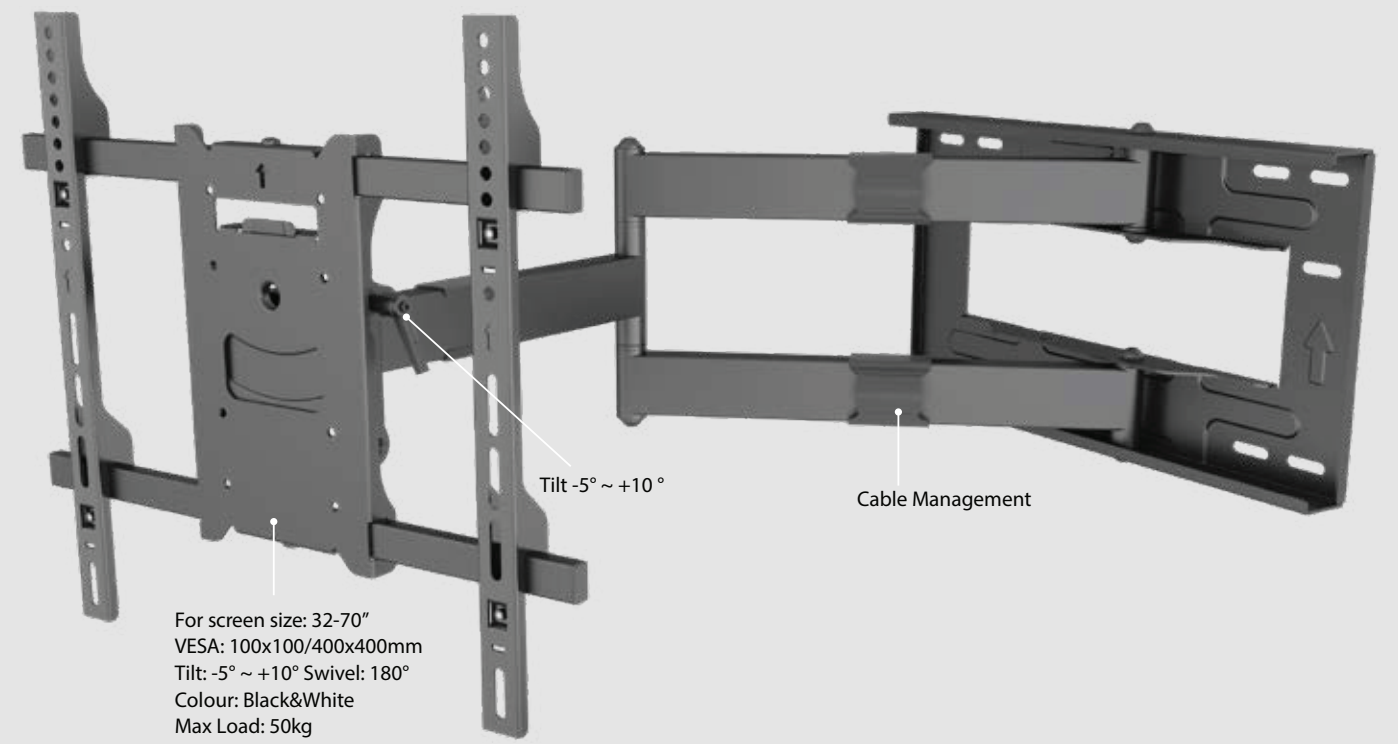


# FULL MOTION TV WALL MOUNT

- Long extension arm
- Marketable features

Full motion tv wall mount offers a sleek and slim desgin without compromising functionality regardless of your rooms possible limitations. This low profile cantilever mount fits most LCD and LED. Flat panels up to 50 kg and is well suited for those applications where seamless integration counts most.





Full motion wall mount is available in a wide range of models

TF-502S

Arms Extension  
up to 25.3" (642mm)

**NEW!**

TF-502M-400

Arms Extension  
up to 31.5" (800mm)

TF-502ML

Arms Extension  
up to 40" (1010mm)

TF-502XL

Arms Extension  
up to 36" (910mm)

Optional 24" wall plate for 502

SPECIFICATION

Model name								
TF-502S	32"-55"	100x100~200x200mm	-5°/+10°	180°	-5°/+5°	40kg(88lbs)	75-642mm	Powder Black
TF-502M-400	32"-70"	100x100~400x400mm	-5°/+10°	180°	-5°/+5°	50kg(110lbs)	83-800mm	Powder Black
TF-502ML	42"-80"	100x100~800x400mm	-5°/+10°	180°	-5°/+5°	40kg(88lbs)	83-1010mm	Powder Black
TF502XL	42"-90"	100x100~800x400mm	-5°/+10°	120°	-5°/+5°	68kg(150lbs)	83-910mm	Powder Black

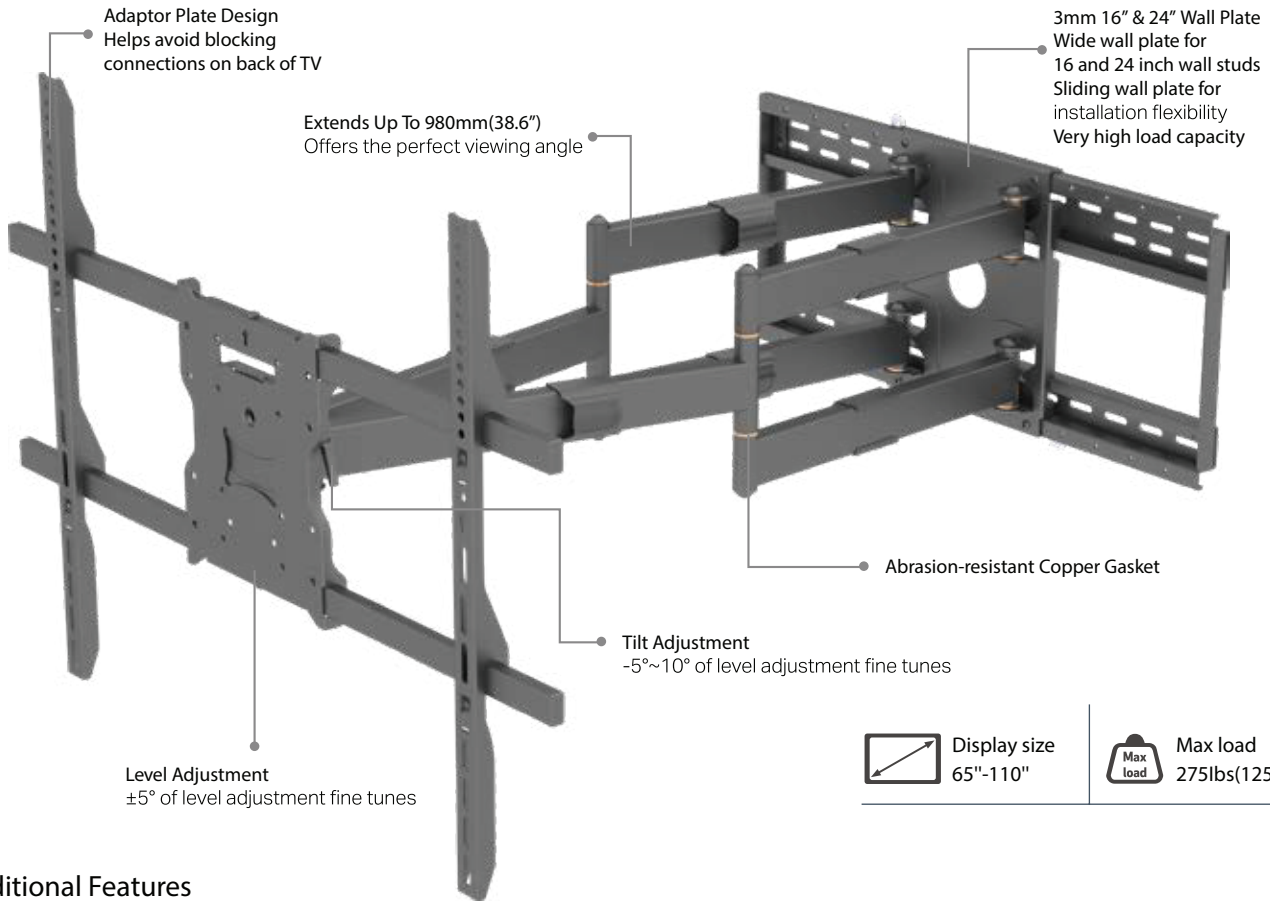




# Heavy Duty Full Motion TV Mount For 65"-110"



## 501XL-24 Heavy Duty Full Motion TV Mount For 65"-110"




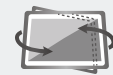






	Display size 65"-110"		Max load 275lbs(125kg)
---	--------------------------	---	---------------------------

### Additional Features

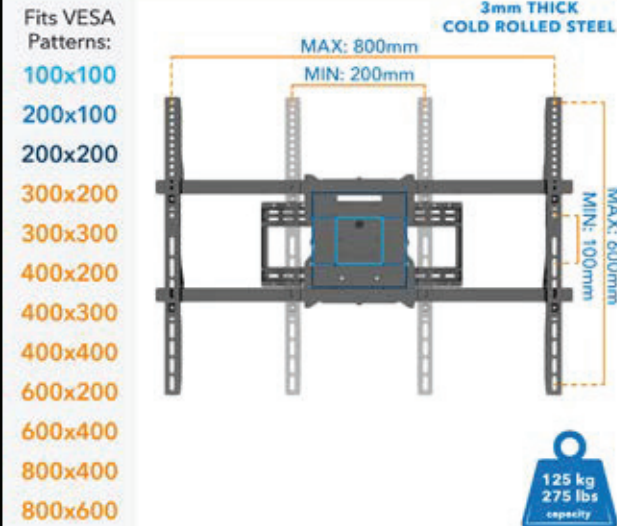
- Easily installed on single and dual metal studs, wood or concrete (all fasteners included)
- 16" or 24" wall plate side to side movemount Sliding to left or right
- Unique cable management system
- Compatible VESA patterns: Up to 800x600mm (Including 600x400, 400x400, 400x200, 300x300, 200x200, 100x100mm)
- Compatible to many 65" - 110" TVs

### SPECIFICATION

Model name								
TF-501XL-24	65"-110"	100x100~800x600mm	-5°/+10°	110°	-5°/+5°	125kg(275lbs)	110-980mm	Powder Black



## UNIVERSAL COMPATIBILITY



## PREMIUM CONSTRUCTION



### 502-STB



Display size  
37"-70"



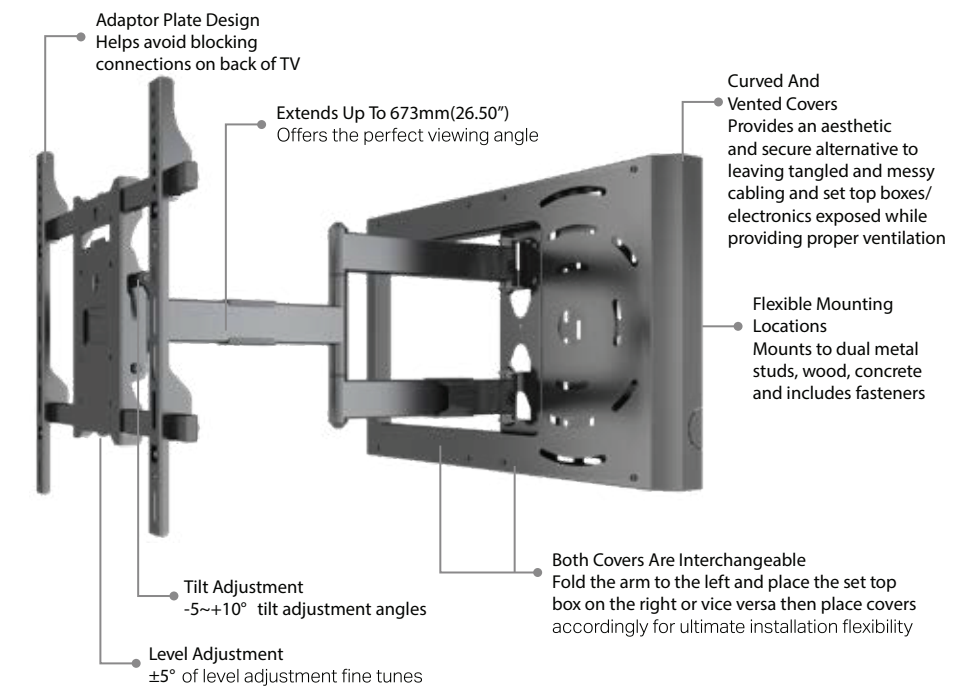
Max load  
99lbs(45kg)

#### Additional Features


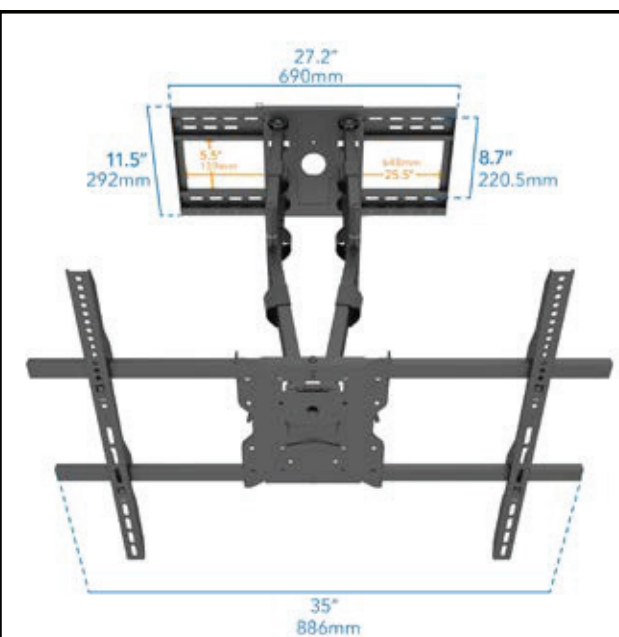
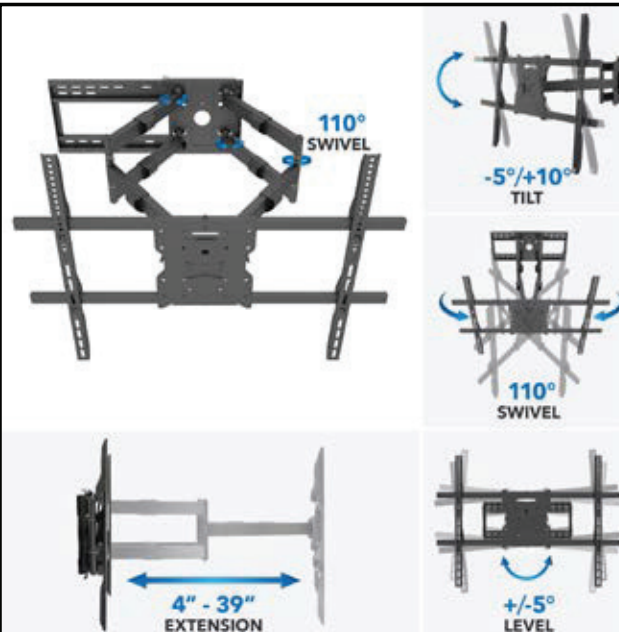
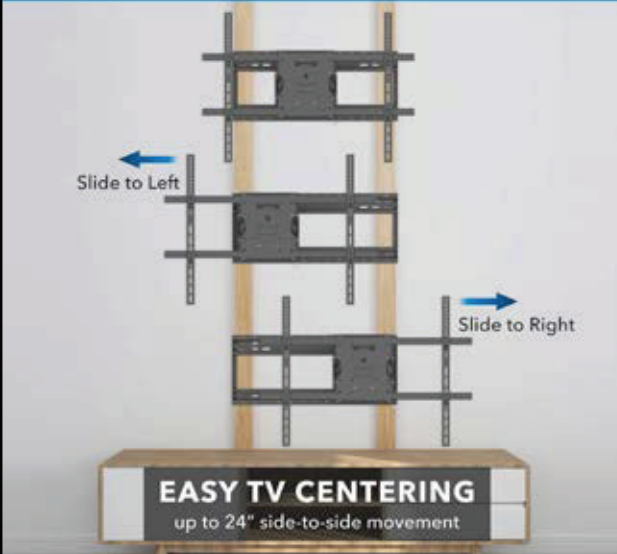
- Easily installed on single and dual metal studs, wood or concrete (all fasteners included)
- Unique cable management system
- Covers can easily be removed for servicing to STB/cable box without the need to remove arm or TV
- Compatible to many 37" - 70" TVs, up to 400x400mm pattern
- Fits various STB/media boxes up to 290L x 220W x 55H (mm) (300~370) L x 220W x 38H (mm)
- Front fastening covers for recessed areas
- ±90° of pivot left or right, up to 10° downward tilt for maximum guest viewing experience
- Installed on wall, recessed in wall or on tech drop
- Color: Powder Black (White Optional)

## Hospitality Wall Arm Mount with STB Enclosure


FOR 37" TO 70" TVs



## SMOOTH SLIDING TRACK




Slotted STB attachment plate allows a wide range of set top box models to zip tie into place.



Shown with vented STB cover removed. STB can be placed on either side of the mount.



Integrated cable management keeps cords and cables out of the way



Color: White finishing available





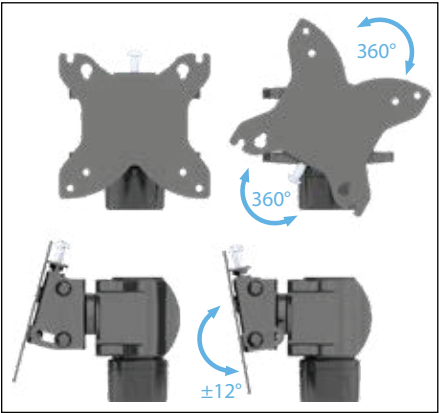
# MONITOR STANDS

- Aluminium alloy material
- Multiple displays

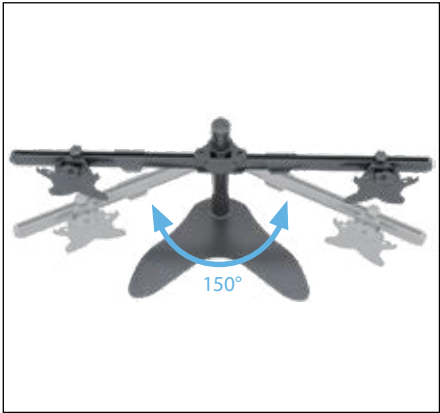
EaglesMounts provide stylish design multiple monitors stand with high quality, it caters to both commercial and residential users, place this monitor stand in lobbies or offices entry ways for an easy way to greet and inform visitors, More flexible movements provide more visible angles!



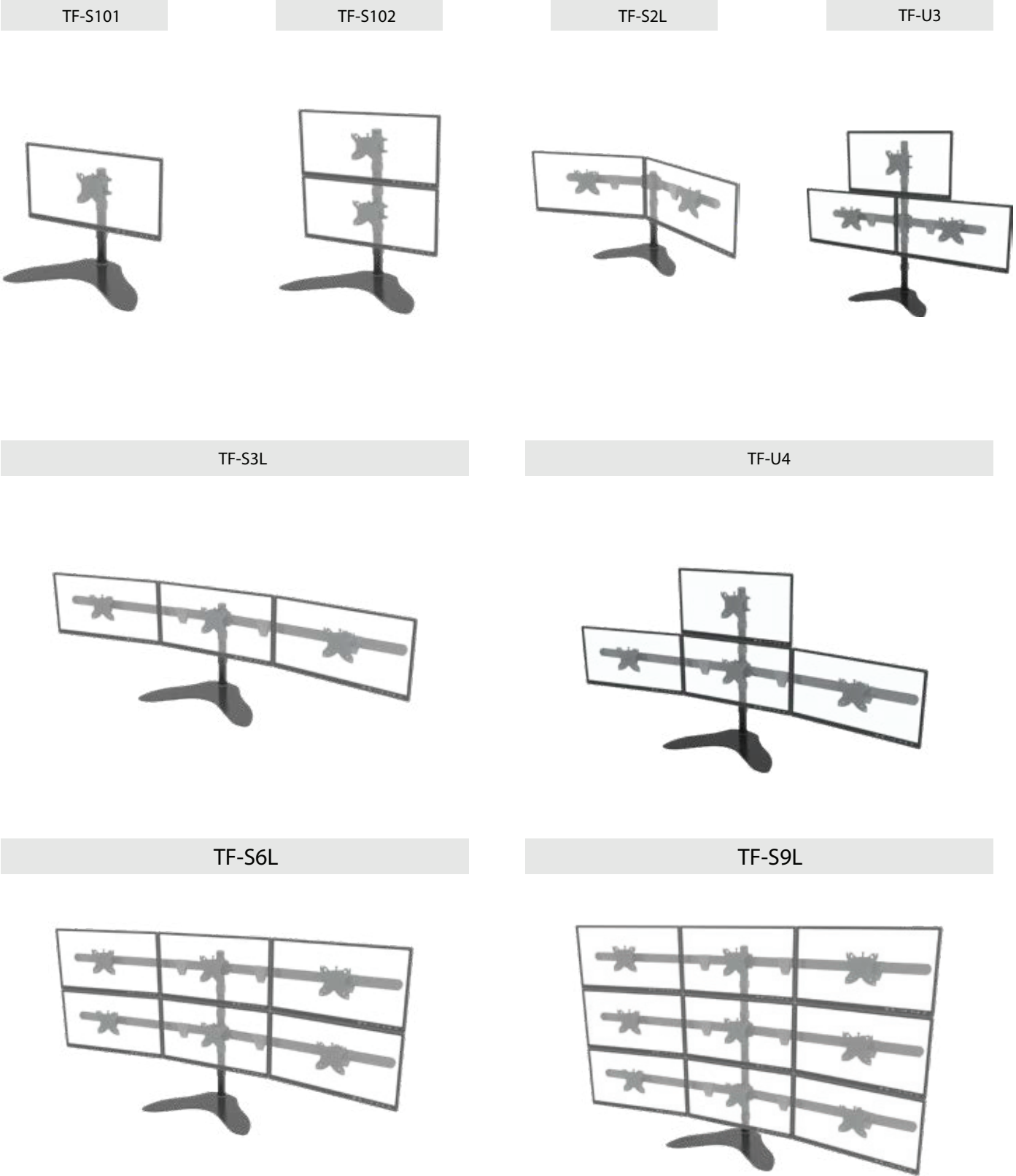
Cable management&Locking collar



Rotation 360° Tilt ±12°



Swivel 150°



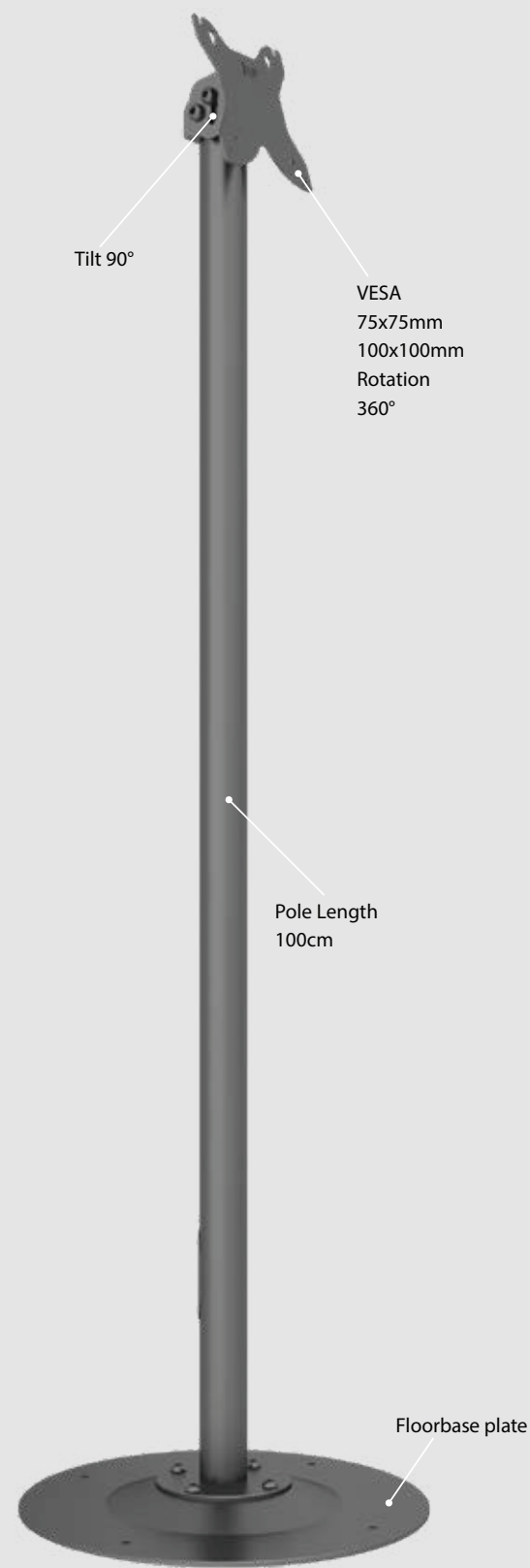
## SPECIFICATION

Model name								
All Model	15"- 30"	75x75~100x100mm	-12°~+12°	150°	360°	10kg(22lbs) Per screen	Aluminum and Steel Construction	Powder Black



NEW!

FLOORSTANDS FOR MONITOR



Floorstand mount for LED display, steel, 1m height, 1 screens, VESA 75x75, 100x100, screen size: 10"-30".The new professional A/ V line from was designed with the installer in mind. Modular, easy to configure, quick to install, and simple to maintain. Working closely with installers we created a range with close to unlimited flexibility. This model is no exception. The product provides the versatility and flexibility demanded by installers.



Enclosure Cisco Touch 10"  
Enclosure LG22SM3G  
EnclosureQB13R & QB13R-T  
EnclosureQB24R & QB24R-T

Floorstands for monitor is available in a wide range of models

TF-FP100



TF-FP100-B2B



**SAMSUNG**  
QB13R or QB13R-T  
QB24R or QB24R-T  
**elo** TOUCH SOLUTIONS ELO 10"  
LG 22SM3G



Enclosure Cisco Touch 10"  
Enclosure LG22SM3G  
EnclosureQB13R & QB13R-T  
EnclosureQB24R & QB24R-T

Model name:	TF-FP100	TF-FP100-B2B
Recommended Screen Size:	10"-30"	10"-30"
VESA & Non-VESA Fixings:	75x75, 100x100mm	75x75, 100x100mm
Max Load:	10kg	10kg (Per screen)
Bracket Type:	Tilt	Tilt
Landscape / Portrait:	Yes	Yes
Pole height (cm)	100cm	100cm
Colour:	Black	Black
Warranty:	5 years	5 years








# DESKTOP MONITOR MOUNTS SOLUTIONS


Customized Measurement Acceptable

NEW!

## DESKTOP MONITOR MOUNTS SOLUTIONS



Exploded figure parts:



TF236  
Small Aluminum Rail  
Extension Bars



TF235  
Mounting Rails 100cm x2



TF232  
Tilt 50/75/100mm x4



TF213  
DSM Pillar 80cm x1

Desktop monitor mounts is available in a wide range of models



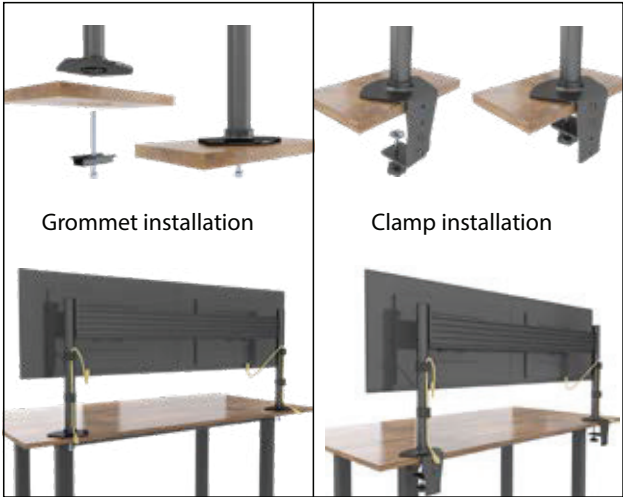
TF-DSM2x1




TF-DSM2x2



Two different installation ways:



Modular Configurations:



Back to back is possible



Modular parts :




Model name:	TF-DSM Series
Recommended Screen Size:	15" - 32"
VESA ® Non-VESA Fixings:	50x50/75x75/100x100 mm
Max Load:	10kg (Per screen)
Bracket Type:	Tilt (-10°~+35°)
Rotation:	360°
Pole Length:	45 cm
Colour:	Powder Black
Warranty:	5 years



Image courtesy of LG Corp

NEW!  
Large Screen  
Mounts




Model name:	Wall mount TF-F600HD	Freestanding TF-F600HD	Wall mount TF-F1200HD	Free standing TF-F1200HD
Recommended Screen Size:	85" - 110"	85" - 110"	LG 136"	LG 136"
VESA ® Non-VESA Fixings:	Max 1600x600mm	Max 1600x600mm	---	---
Max Load:	200kg	160kg	200kg	160kg
Bracket Type:	Fixed	Fixed	Fixed	Fixed
Landscape / Portrait:	Landscape	Landscape	Landscape	Landscape
Pillar Length:	---	180cm	---	180cm
Colour:	Powder Black	Powder Black	Powder Black	Powder Black
Warranty:	5 years	5 years	5 years	5 years



Customized Projects

LG<sup>®</sup>  
L86BH5C



LCWSTH1U



LCWSTH1UP



Image courtesy of LG Corp

BENQ<sup>®</sup>  
BH2801 / BH3801



BH2801 / BH3801



BH2401 / BH3501




Image courtesy of BenQ Corp

SAMSUNG<sup>®</sup>  
Samsung SH37F



LCWSTH1U



LCWSTH1UP



Image courtesy of Samsung Corp

SAMSUNG<sup>®</sup>

OM55N-D / OM46N-D



Floorbase



Wheelbase



Ceilingmount



Ceilingmount  
with extension kit



Image courtesy of Samsung Corp

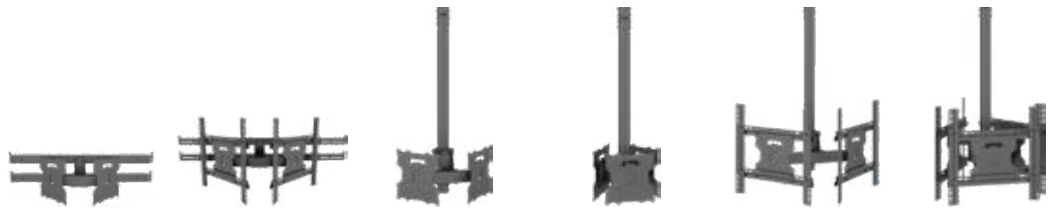
Leverage the power and flexibility of Eaglesmounts tailored solutions that helps you drive LG, BenQ, Samsung display business.



Customized for


PHILIPS

49BDL-4050D



Model name:	Dual 32BDL-4050D	Dual 49BDL-4050D	C Dual 32BDL-4050D	C Triple 32BDL-4050D	C Dual 49BDL-4050D	C Triple 49BDL-4050D
Recommended Screen Size:	32"	49"	32"	32"	49"	49"
VESA & Non-VESA Fixings:	200x200mm	400x400mm	200x200mm	200x200mm	400x400mm	400x400mm
Max Load:	30kg (Per screen)	30kg (Per screen)	30kg (Per screen)	30kg (Per screen)	30kg (Per screen)	30kg (Per screen)
Bracket Type:	Fixed	Fixed	Fixed	Fixed	Fixed	Fixed
Landscape / Portrait:	Landscape / Portrait	Landscape / Portrait	Portrait	Portrait	Portrait	Portrait
Pole Length:	---	---	80 - 150 cm	80 - 150 cm	80 - 150 cm	80 - 150 cm
Colour:	Powder Black	Powder Black	Powder Black	Powder Black	Powder Black	Powder Black
Warranty:	5 years	5 years	5 years	5 years	5 years	5 years
Accessories:	---	---	Cover plate	Cover plate	Cover plate	Cover plate





Portrait

Landscape

Ceiling

Floor To Ceiling

Wire

Floorstand

13" 22" 32" 37" 43" 49" 55" 65" 75" 85" 98"

# Enclosures Series





Experience the elegance of Eaglesmounts new indoor enclosures designed to support the latest LCD displays. With an ingenious design these enclosure have a wide range of applications making them easy to install and maintain. At Eaglesmounts we know you want to simplify signage installations with a thin and easy-to-install enclosure that will become the ultimate companion in your digital signage installations with a thin and easy- to-install enclosure. Ready when you are.



Perfect for digital signage in multiple environments such as retail stores, store windows, meeting rooms, hotel lobbies or conference rooms where you want a clean design and less display look. Our enclosures can be used where the casing needs to hang freely or directly on the wall.

Well-designed enclosures made for public appearance. Creating a minimalistic look and possible to mount in both Portrait or Landscape position from Eaglesmounts well ventilated and clean designed, probably one of the most versatile enclosure available up to date, A wide range of sizes available to fit almost every request.



Ceiling Installation




Ventilation




Wall mounts




Free standing



Floor to ceiling



Ceiling mount



Wire mounting



Enclosure  
Totem 55"  
Floormount  
Indoor

Customized for

LG 55" 55UH5F

SAMSUNG 55" QBR/QMR/  
QHR55R

Philips 55" 55BDL3550Q/55B  
DL3510Q/55BDL4510D/55B  
DL4550D



Optional parts:



Floorbase Indoor Totem 55"



Wheelbase Indoor Totem 55"

Floorbase Indoor Totem 55"



Enclosure Totem 55" Floormount Indoor

+



Floorbase Indoor Totem 55"

=



Enclosure Totem 55" Floorbase Indoor

Enclosure Totem 55" Wheelbase Indoor



Enclosure Totem 55" Floormount Indoor

+



Wheelbase Indoor Totem 55"

=



Enclosure Totem 55" Wheelbase Indoor



Optional  
Safety Sheet Polycarbonate  
13" – 98"





☎ +966 53 878 2303

☎ +966 53 878 2303

✉ techfortksa@outlook.com

🌐 www.techfortme.com

